



**UNITED STATES  
SECURITIES AND EXCHANGE COMMISSION  
Washington, D.C. 20549**

**SCHEDULE 14A**

Proxy Statement Pursuant to Section 14(a) of the Securities  
Exchange Act of 1934 (Amendment No. )

Filed by the Registrant

Filed by a Party other than the Registrant

Check the appropriate box:

- Preliminary Proxy Statement
- Confidential, for Use of the Commission Only (as permitted by Rule 14a-6(e)(2))**
- Definitive Proxy Statement
- Definitive Additional Materials
- Soliciting Material Pursuant to §240.14a-12

BRANDYWINE REALTY TRUST

(Name of Registrant as Specified In Its Charter)

(Name of Person(s) Filing Proxy Statement, if other than the Registrant)

Payment of Filing Fee (Check the appropriate box):

- No fee required.
- Fee computed on table below per Exchange Act Rules 14a-6(i)(1) and 0-11.

(1) Title of each class of securities to which transaction applies:

\_\_\_\_\_

(2) Aggregate number of securities to which transaction applies:

\_\_\_\_\_

(3) Per unit price or other underlying value of transaction computed pursuant to Exchange Act Rule 0-11 (set forth the amount on which the filing fee is calculated and state how it was determined):

\_\_\_\_\_

(4) Proposed maximum aggregate value of transaction:

\_\_\_\_\_

(5) Total fee paid:

\_\_\_\_\_

- Fee paid previously with preliminary materials.
- Check box if any part of the fee is offset as provided by Exchange Act Rule 0-11(a)(2) and identify the filing for which the offsetting fee was paid previously. Identify the previous filing by registration statement number, or the Form or Schedule and the date of its filing.

(1) Amount Previously Paid:

\_\_\_\_\_

(2) Form, Schedule or Registration Statement No.:

\_\_\_\_\_

(3) Filing Party:

\_\_\_\_\_

(4) Date Filed:

\_\_\_\_\_



555 East Lancaster Avenue  
Radnor, PA 19087  
(610) 325-5600

**Notice of Annual Meeting of Shareholders**  
to Be Held June 1, 2011

Dear Shareholder:

We invite you to attend our annual meeting of shareholders on Wednesday, June 1, 2011 at 10:00 a.m., local time, at The Four Seasons Hotel, One Logan Square, Philadelphia, Pennsylvania. At the meeting we will ask you to:

- elect our Board of Trustees;
- ratify the appointment of our independent registered public accounting firm for calendar year 2011;
- provide an advisory, non-binding vote on our executive compensation;
- provide an advisory, non-binding vote on the frequency of advisory votes on our executive compensation.

We will also transact such other business as may properly come before the meeting and at any adjournment or postponement of the meeting. Our Proxy Statement provides information that you should consider when you vote your shares.

Only holders of record of our common shares at the close of business on April 4, 2011 are entitled to vote at the 2011 annual meeting or at any adjournment or postponement of the meeting.

Your vote is important to us. Whether or not you plan to attend the annual meeting, please vote your shares electronically via the Internet, by telephone or, if you receive a paper copy of the proxy materials, by signing, dating and completing the accompanying proxy card in the enclosed postage-paid envelope. Voting electronically via the Internet, by telephone, or by returning your proxy card in advance of the meeting does not deprive you of your right to attend the meeting. If you attend the meeting, you may vote your shares in person, even if you have previously submitted a proxy in writing, by telephone or via the Internet. Our Proxy Statement includes additional instructions on voting procedures for shareholders whose shares are held by a brokerage firm or other custodian.

I look forward to seeing you at the meeting.

Sincerely,

A handwritten signature in cursive script that reads "Brad A. Molotsky".

Brad A. Molotsky, Executive Vice President,  
General Counsel and Secretary

April 15, 2011

---

**Proxy Statement for the Annual Meeting of Shareholders**

**To be held on June 1, 2011**

The Annual Meeting of Shareholders of Brandywine Realty Trust will be held at The Four Seasons Hotel, One Logan Square, Philadelphia, Pennsylvania on Wednesday, June 1, 2011 at 10:00 a.m., local time, for the following purposes:

- (1) To elect eight Trustees to serve as members of our Board of Trustees until the next annual meeting of shareholders and until their successors are elected and qualified;
- (2) To ratify the Audit Committee's appointment of PricewaterhouseCoopers LLP as our independent registered public accounting firm for calendar year 2011;
- (3) To hold an advisory, non-binding vote on our executive compensation; and
- (4) To hold an advisory, non-binding vote on the frequency of advisory votes on our executive compensation.

Only holders of record of our common shares of beneficial interest, par value \$.01 per share, as of the close of business on April 4, 2011 are entitled to notice of and vote at the Meeting.

Our Board of Trustees knows of no other business that will be presented for consideration at the Meeting. If any other matter should be properly presented at the Meeting or any adjournment or postponement of the Meeting for action by the shareholders, the persons named in the proxy card will vote the proxy in accordance with their best judgment on such matter.

On or about April 15, 2011, we mailed a Notice of Internet Availability of Proxy Materials to shareholders. This proxy statement and the form of proxy are first being furnished to shareholders on or about April 15, 2011.

Instead of receiving paper copies of future annual reports and proxy statements in the mail, you can elect to receive an e-mail that will provide an electronic link to these documents. Choosing to receive your proxy materials online will save us the cost of producing and mailing documents to you. With electronic delivery, we will notify you by e-mail as soon as the annual report and proxy statement are available on the Internet, and you can easily submit your shareholder votes online. If you are a shareholder of record, you may enroll in the electronic delivery service at the time you vote by selecting electronic delivery if you vote on the Internet, or at any time in the future by going directly to [www.proxyvote.com](http://www.proxyvote.com), selecting the "request copy" option, and following the enrollment instructions.

**Important Notice Regarding the Availability of Proxy Materials  
for the Shareholders Meeting to be Held on June 1, 2011**

**This proxy statement, the form of proxy and our 2010 annual report to  
shareholders are available at [www.proxyvote.com](http://www.proxyvote.com).**

---

## Table of Contents

	<u>PAGE</u>
<a href="#"><u>Information About The Meeting and Voting</u></a>	1
• <a href="#"><u>What Am I Voting on?</u></a>	1
• <a href="#"><u>What Are the Board's Recommendations?</u></a>	1
• <a href="#"><u>Who Is Entitled to Vote?</u></a>	1
• <a href="#"><u>How Do I Vote?</u></a>	1
• <a href="#"><u>How You May Revoke or Change Your Vote</u></a>	2
• <a href="#"><u>What Constitutes a Quorum?</u></a>	3
• <a href="#"><u>What Vote Is Required to Approve Each Proposal?</u></a>	3
• <a href="#"><u>Who Counts the Votes?</u></a>	3
• <a href="#"><u>What Does it Mean if I Receive More Than One Proxy Card?</u></a>	3
• <a href="#"><u>What if I Receive Only One Set of Proxy Materials Although There Are Multiple Shareholders at My Address?</u></a>	4
• <a href="#"><u>How Do I Submit a Shareholder Proposal for Next Year's Annual Meeting?</u></a>	4
• <a href="#"><u>Will I Receive a Copy of the Annual Report and Form 10-K?</u></a>	4
• <a href="#"><u>How Can I Access the Proxy Materials Electronically?</u></a>	5
<a href="#"><u>Proposal 1: Election of Trustees</u></a>	6
• <a href="#"><u>Trustees</u></a>	6
• <a href="#"><u>Meetings of Trustees and Annual Meeting of Shareholders</u></a>	9
• <a href="#"><u>Committees of the Board of Trustees</u></a>	9
• <a href="#"><u>Trustee Independence; Independence Determination</u></a>	11
• <a href="#"><u>Corporate Governance</u></a>	12
• <a href="#"><u>Board's Role in Risk Oversight</u></a>	13
• <a href="#"><u>Trustee Nominations</u></a>	14
• <a href="#"><u>Communications with the Board</u></a>	15
• <a href="#"><u>Trustee Compensation</u></a>	16
• <a href="#"><u>Other Trustee Compensation: Consulting Agreement</u></a>	17
<a href="#"><u>Executives and Executive Compensation</u></a>	18
• <a href="#"><u>Executive Officers</u></a>	18
• <a href="#"><u>Compensation Discussion and Analysis</u></a>	19
• <a href="#"><u>Compensation Committee Report</u></a>	40
• <a href="#"><u>Compensation Tables and Related Information</u></a>	41
• <a href="#"><u>Employment and Other Agreements</u></a>	49

## Table of Contents

	<u>PAGE</u>
• <a href="#">Potential Payments Upon Termination of Employment or Change-in-Control</a>	51
• <a href="#">401(k) Plan</a>	52
• <a href="#">Employee Share Purchase Plan</a>	53
<a href="#">Securities Ownership</a>	54
• <a href="#">Security Ownership of Certain Beneficial Owners and Management</a>	54
<a href="#">Proposal 2: Ratification of the Appointment of Independent Registered Public Accounting Firm</a>	57
• <a href="#">Fees to Independent Registered Public Accounting Firm</a>	57
• <a href="#">Report of the Audit Committee</a>	58
<a href="#">Proposal 3: Advisory Vote on Executive Compensation</a>	59
<a href="#">Proposal 4: Advisory Vote on the Frequency of an Advisory Vote on Executive Compensation</a>	60
<a href="#">Other Information</a>	61
• <a href="#">Section 16(a) Beneficial Ownership Reporting Compliance</a>	61
• <a href="#">Other Business</a>	61
• <a href="#">Expenses of Solicitation</a>	61
• <a href="#">Shareholder Proposals for the 2012 Annual Meeting of Shareholders</a>	61

## Information About The Meeting and Voting

### What Am I Voting on?

Our Board of Trustees is soliciting your vote for:

- The election of eight Trustees to serve as members of our Board of Trustees until the next annual meeting of shareholders and until their successors are elected and qualified.
- Ratification of the Audit Committee's appointment of PricewaterhouseCoopers LLP as our independent registered public accounting firm for calendar year 2011.

Our Board is also requesting you to cast an advisory, non-binding vote on:

- Our executive compensation.
- Whether shareholders should cast an advisory, non-binding vote on our executive compensation every 1, 2 or 3 years.

If any other matter should be properly presented at the Meeting or any adjournment or postponement of the Meeting for action by the shareholders, the persons named in the proxy card will vote the proxy in accordance with their best judgment on such matter.

### What Are the Board's Recommendations?

Our Board recommends that you vote:

- FOR the election of the Trustees nominated and named in this proxy statement to serve as Trustees;
- FOR the ratification of the appointment of PricewaterhouseCoopers LLP as our independent registered public accounting firm for calendar year 2011;
- FOR the approval, on an advisory, non-binding basis, of the compensation of our named executive officers; and
- FOR the approval, on an advisory, non-binding basis, of an annual advisory vote on our executive compensation.

### Who Is Entitled to Vote?

Holders of common shares of record as of the close of business on April 4, 2011 are entitled to notice of and to vote at the Meeting. Common shares can be voted only if the shareholder is present in person or is represented by proxy at the Meeting. As of the record date, 134,759,179 common shares were issued and outstanding and entitled to vote.

### How Do I Vote?

*Shareholders of Record.* If you are a shareholder of record, there are several ways for you to vote your common shares at the Meeting:

- **Voting by Internet.** You may vote your shares through the Internet by signing on to the website identified on the proxy card and following the procedures described on the website. Internet voting is available 24 hours a day, and the procedures are designed to authenticate votes cast by using a personal identification number located on the proxy card. The procedures allow you to appoint a proxy to vote your shares and to confirm that your instructions have been properly recorded. If you vote through the Internet, you should not return your proxy card.

- **Voting by Mail.** If you choose to vote by mail, simply complete the enclosed proxy card, date and sign it, and return it in the postage-paid envelope provided. If you sign your proxy card and return it without marking any voting instructions, your shares will be voted: (1) FOR the election of all Trustee nominees; (2) FOR the ratification of the appointment of PricewaterhouseCoopers LLP as our independent registered public accounting firm for calendar year 2011; (3) FOR the approval of the compensation of our named executive officers; and (4) FOR the approval of an annual advisory vote on our executive compensation.
- **Voting by Telephone.** You may vote your shares by telephone by calling toll-free 1-800-690-6903. Telephone voting is available 24 hours a day, and the procedures are designed to authenticate votes cast by using a personal identification number located on the proxy card. The procedures allow you to appoint a proxy to vote your shares and to confirm that your instructions have been properly recorded. If you vote by telephone, you should not return your proxy card.
- **In Person Attendance.** You may vote your shares in person at the Meeting. Even if you plan to attend the Meeting in person, we recommend that you submit your proxy card or voting instructions or vote by telephone or via the Internet by the applicable deadline so that your vote will be counted if you later decide not to attend the Meeting.

*Beneficial Owners.* If you are a shareholder whose shares are held in “street name” (i.e., in the name of a broker or other custodian) you may vote the shares in person at the Meeting only if you obtain a legal proxy from the broker or other custodian giving you the right to vote the shares. Alternatively, you may have your shares voted at the Meeting by following the voting instructions provided to you by your broker or custodian. Although most brokers offer voting by mail, telephone and via the Internet, availability and specific procedures will depend on their voting arrangements. If you do not provide voting instructions to your broker or other custodian, your shares are referred to as “uninstructed shares.” Under rules of the New York Stock Exchange, your broker or other custodian does not have discretion to vote uninstructed shares on non-routine matters, such as Proposals 1, 3 and 4 and, accordingly, may not vote uninstructed shares in the votes on such Proposals. However, your broker or other custodian has discretion to vote your shares on routine matters, such as Proposal 2.

#### **How You May Revoke or Change Your Vote**

You may revoke your proxy at any time before it is voted at the Meeting by any of the following methods:

- Submitting a later-dated proxy by mail, over the telephone or through the Internet.
- Sending a written notice, including by telecopy, to our Secretary. You must send any written notice of a revocation of a proxy so as to be delivered before the taking of the vote at the Meeting to:

Brandywine Realty Trust  
555 East Lancaster Avenue  
Radnor, Pennsylvania 19087  
Attention: Brad A. Molotsky, Secretary

- Attending the Meeting and voting in person. Your attendance at the Meeting will not in and of itself revoke your proxy. You must also vote your shares at the Meeting.



### **What Constitutes a Quorum?**

A quorum of common shareholders is required to hold a valid meeting of shareholders. Unless a quorum is present at the Meeting, no action may be taken at the Meeting except the adjournment thereof to a later time. The holders of a majority of the outstanding common shares entitled to vote at the Meeting must be present in person or by proxy to constitute a quorum. All valid proxies returned will be included in the determination of whether a quorum is present at the Meeting. The shares of a shareholder whose ballot on any or all proposals is marked as “abstain” will be included in the determination of whether a quorum is present at the Meeting. If a broker indicates on the proxy that it does not have discretionary authority as to certain shares to vote on a particular matter, those uninstructed shares will be considered as present for determining a quorum, but will not be voted with respect to that matter.

### **What Vote Is Required to Approve Each Proposal?**

**Voting Rights Generally.** Each common share is entitled to one vote on each matter to be voted on at the Meeting. Shareholders have no cumulative voting rights. Although the advisory votes on Proposals 3 and 4 are non-binding, as provided by law, our Board will review the results of the votes and, consistent with our record of shareowner engagement, will take them into account in making a determination concerning executive compensation and the frequency of such advisory votes.

**Election of Trustees.** Trustees are elected by a plurality of the votes cast at the Meeting. Shareholders may vote in favor of all nominees, withhold their votes as to all nominees, or withhold their votes as to specific nominees. “Votes cast” excludes abstentions and any votes withheld by brokers or other custodians in the absence of instructions from street-name holders (“broker non-votes”). Abstentions and broker non-votes will therefore have no effect on such vote.

**Ratification of Appointment of Independent Registered Public Accounting Firm.** Ratification of the Audit Committee’s appointment of PricewaterhouseCoopers LLP as our independent registered public accounting firm for 2011 requires the affirmative vote of a majority of all votes cast on this Proposal. Abstentions and broker non-votes will therefore have no effect on such vote.

**Advisory Vote on Executive Compensation.** Approval, by non-binding vote, of our executive compensation requires the affirmative vote of a majority of all votes cast on this Proposal. Abstentions and broker non-votes will therefore have no effect on such vote.

**Advisory Vote on Frequency of Holding Advisory Vote on Executive Compensation.** The frequency of the advisory vote on our executive compensation receiving the greatest number of votes (every one, two or three years) will be considered the frequency recommended by shareholders. Abstentions and broker non-votes will therefore have no effect on such vote.

### **Who Counts the Votes?**

We have engaged Broadridge Financial Solutions, Inc. as our independent agent to receive and tabulate votes. Broadridge will separately tabulate “for”, “against” and “withhold” votes, votes on the frequency of holding an advisory vote on executive compensation, abstentions and broker non-votes. We have also retained an independent election inspector to certify the results, determine the existence of a quorum and the validity of proxies and ballots.

### **What Does it Mean if I Receive More Than One Proxy Card?**

Some of your shares may be registered differently or are in more than one account. You should vote each of your accounts by telephone or the Internet or mail. If you mail proxy cards, please sign, date and return each proxy card to assure that all of your shares are voted. If you hold your shares in registered form and wish to combine your shareholder accounts in the future, you should contact our transfer agent, Computershare Shareholder Services, Inc., at P.O. Box 43078, Providence, RI 02940, phone (888) 985-2061; outside the U.S., Canada and Puerto Rico, phone (781) 575-2724. Combining accounts reduces excess printing and mailing costs, resulting in savings for us that benefit you as a shareholder.

### **What if I Receive Only One Set of Proxy Materials Although There Are Multiple Shareholders at My Address?**

If you and other residents at your mailing address own common shares you may have received a notice that your household will receive only one annual report, proxy statement and Notice of Internet Availability of Proxy Materials. If you hold common shares in street name, you may have received this notice from your broker or other custodian and the notice may apply to each company in which you hold shares through that broker or custodian. This practice of sending only one copy of proxy materials is known as “householding.” The reason we do this is to attempt to conserve natural resources. If you did not respond to a timely notice that you did not want to participate in householding, you were deemed to have consented to the process. If the foregoing procedures apply to you, one copy of our annual report, proxy statement and Notice of Internet Availability of Proxy Materials has been sent to your address. You may revoke your consent to householding at any time by sending your name, the name of your brokerage firm, and your account number to Broadridge Householding Department, 51 Mercedes Way, Edgewood, NY 11717, or by calling telephone number (800) 542-1061. The revocation of your consent to householding will be effective 30 days following its receipt. In any event, if you did not receive an individual copy of this proxy statement, our annual report and Notice of Internet Availability of Proxy Materials, we will send a copy to you, free of charge, if you address your written request to Brandywine Realty Trust, 555 East Lancaster Avenue, Radnor, PA 19087, Attention: Marge Boccuti or by calling Ms. Boccuti at (610) 832-7702. If you are receiving multiple copies of our annual report, proxy statement and Notice of Internet Availability of Proxy Materials, you can request householding by contacting Ms. Boccuti in the same manner.

### **How Do I Submit a Shareholder Proposal for Next Year’s Annual Meeting?**

Shareholder proposals may be submitted for inclusion in the proxy statement for our 2012 annual meeting of shareholders in accordance with rules of the Securities and Exchange Commission (“SEC”) and the advance notice provisions summarized later in this proxy statement under “Other Information — Shareholder Proposals for the 2012 Annual Meeting of Shareholders.” Proposals should be sent via registered, certified, or express mail to: Brad A. Molotsky, Executive Vice President, General Counsel and Secretary, 555 East Lancaster Avenue, Radnor, Pennsylvania 19087.

### **Will I Receive a Copy of the Annual Report and Form 10-K?**

We have furnished our 2010 Annual Report with this proxy statement. The 2010 Annual Report includes our audited financial statements, along with other financial information about us. Our 2010 Annual Report is not part of the proxy solicitation materials.

You can obtain, free of charge, a copy of our Form 10-K, which also includes the audited financial statements of Brandywine Operating Partnership, L.P., our operating partnership subsidiary, by:

- accessing our Internet site at [www.brandywinerealty.com](http://www.brandywinerealty.com) and clicking on the “Investor Relations” link;
- writing to our Manager of Investor Relations, Marge Boccuti, at 555 East Lancaster Avenue, Radnor, Pennsylvania 19087; or
- calling Ms. Boccuti at: (610) 832-7702.

You can also obtain a copy of our Form 10-K and other periodic filings that we make with the SEC from the SEC’s EDGAR database at [www.sec.gov](http://www.sec.gov).

### **How Can I Access the Proxy Materials Electronically?**

This proxy statement and our 2010 Annual Report are available on our website at [www.proxyvote.com](http://www.proxyvote.com). Instead of receiving copies of our future annual reports, proxy statements, proxy cards and, when applicable, Notices of Internet Availability of Proxy Materials, by mail, shareholders can elect to receive an email that will provide electronic links to our proxy materials and also will give you an electronic link to the proxy voting site. Choosing to receive your future proxy materials or Notices of Internet Availability of Proxy Materials online will save us the cost of producing and mailing documents to you and help conserve natural resources. You may sign up for electronic delivery by visiting [www.proxyvote.com](http://www.proxyvote.com).

Proposal 1: Election of Trustees

Our business and affairs are managed under the direction of our Board of Trustees. Our Board has responsibility for establishing broad corporate policies and for our overall performance. Our Board currently consists of eight Trustees (identified below), and these Trustees have been nominated for election to new terms.

The Trustees have no reason to believe that any of the nominees will be unable or unwilling to be a candidate for election at the time of the Meeting. If any nominee is unable or unwilling to serve on our Board, the persons named in the proxy will use their best judgment in selecting and voting for a substitute candidate or the Board may reduce the number of Trustees.

Each individual elected as a Trustee at the Meeting will serve until the next annual meeting of shareholders and until his successor is elected and qualified.

The Board of Trustees unanimously recommends that shareholders vote FOR the election of each of the nominees as Trustees.

**Trustees**

The following table identifies the Trustees nominated for election at the Meeting.

<b>Name</b>	<b>Age</b>	<b>Position</b>
Walter D'Alessio	77	Non-Executive Chairman of the Board and Trustee
Anthony A. Nichols, Sr.	71	Chairman Emeritus and Trustee
Gerard H. Sweeney	54	President, Chief Executive Officer and Trustee
D. Pike Aloian	56	Trustee
James C. Diggs	62	Trustee
Wyche Fowler	70	Trustee
Michael J. Joyce	69	Trustee
Charles P. Pizzi	60	Trustee

The following are biographical summaries of the Trustees nominated for election at the Meeting.

**Walter D'Alessio**, Chairman of the Board and Trustee. Mr. D'Alessio was first elected a Trustee on August 22, 1996 and was appointed our non-executive Chairman of the Board on March 25, 2004. Mr. D'Alessio serves as Senior Managing Director, NorthMarq Real Estate Services, a real estate consulting group, and previously served as Vice Chairman of NorthMarq Capital, a real estate investment banking firm. From 1982 until September 2003, he served as Chairman and Chief Executive Officer of Legg Mason Real Estate Services, Inc., a mortgage banking firm headquartered in Philadelphia. Previously, Mr. D'Alessio served as Executive Vice President of the Philadelphia Industrial Development Corporation and Executive Director of the Philadelphia Redevelopment Authority. He also serves as a director of Exelon, PECO Energy Company, a subsidiary of Exelon, Independence Blue Cross, Pennsylvania Real Estate Investment Trust, Motologic, Inc. and the Greater Philadelphia Chamber of Commerce.

Areas of Relevant Experience: Real estate; finance; construction and development; government and public policy.

**Anthony A. Nichols, Sr.**, Chairman Emeritus and Trustee. Mr. Nichols was elected Chairman of our Board on August 22, 1996. On March 25, 2004, Mr. Nichols became Chairman Emeritus of our Board. Mr. Nichols founded The Nichols Company, a private real estate development company, through a corporate joint venture with Safeguard Scientifics, Inc. and was President and Chief Executive Officer from 1982 through August 22, 1996. From 1968 to 1982, Mr. Nichols was Senior Vice President of Colonial Mortgage Service Company (now GMAC Mortgage Corporation) and President of Colonial Advisors (the advisor to P.N.B. Mortgage and Realty Trust). Mr. Nichols has been a member of the National Association of Real Estate Investment Trusts (“NAREIT”) and former member of the Board of Governors of the Mortgage Banking Association and Chairman of the Income Loan Committee of the regional Mortgage Bankers Association and the Executive Committee of the Greater Philadelphia Chamber of Commerce. He was Vice Chairman, a member of the Executive Committee and a Trustee of Saint Joseph’s University and also served as Chairman of the Development Committee. Mr. Nichols is a member of the Board of Directors of Fox Chase Bank, as well as Chairman of the Fox Chase Board’s risk management committee and a member of its audit committee.

Areas of Relevant Experience: Real estate; finance; construction and development.

**Gerard H. Sweeney**, President, Chief Executive Officer and Trustee. Mr. Sweeney has served as our President and Chief Executive Officer since August 8, 1994 and as our President since November 9, 1988. He was first elected a Trustee on February 9, 1994. Prior to August 1994, in addition to serving as our President, Mr. Sweeney served as Vice President of LCOR, Incorporated (“LCOR”), a real estate development firm. Mr. Sweeney was employed by the Linpro Company (a predecessor of LCOR) from 1983 to 1994 and served in several capacities, including Financial Vice President and General Partner. During this time, Mr. Sweeney was responsible for the development, marketing, management, construction and financial oversight of a diversified portfolio consisting of urban high-rise, mid-rise, flex, warehouse and distribution facilities, retail and apartment complexes. Mr. Sweeney is a member of Boards of Governors of NAREIT, ULI and the Real Estate Roundtable, Chairman of the Schuylkill River Development Corporation (“SRDC”) and WHY, and co-chair of the World Class Greater Philadelphia initiative. Mr. Sweeney is also on the board of Thomas Jefferson University and is co-founder of Bonomo Turkish Taffy LLC.

Areas of Relevant Experience: Senior executive, with ability to drive and oversee our business strategy; detailed knowledge and unique perspective regarding our strategic and operational opportunities and challenges and our competitive and financial positioning.

**D. Pike Aloian**, Trustee. Mr. Aloian was first elected a Trustee on April 19, 1999. Mr. Aloian is a Partner of Rothschild Realty Managers LLC, a real estate investment management firm based in New York that specializes in providing growth capital to public and private real estate companies. At Rothschild, Mr. Aloian is responsible for originating investment opportunities, negotiating and structuring transactions and monitoring the investments over their respective lives. Mr. Aloian is a director of EastGroup Properties, Merritt Properties, Advance Realty Group, Denholtz Holdings, LLC, Victory Real Estate Investments, LLC, Shaner Hotel Holdings and Summit Housing Partners. In addition, Mr. Aloian served on the board of directors of CRT Properties, Inc. until the company was sold in 2006 to a private buyer. He has served as adjunct professor of the Columbia University Graduate School of Business. Mr. Aloian graduated from Harvard College in 1976 and received an MBA from Columbia University in 1980. Mr. Aloian was initially elected to our Board in April 1999 in connection with our issuance to Five Arrows Realty Securities III L.L.C. of preferred shares of beneficial interest and warrants exercisable for common shares.

Areas of Relevant Experience: Real estate; finance; capital markets; financial reporting, accounting and controls.

**James C. Diggs**, Trustee. Mr. Diggs was first elected a Trustee on March 21, 2011. From 1997 until his retirement in June 2010, Mr. Diggs served as Senior Vice President and General Counsel of PPG Industries, Inc., a producer of coatings, glass and chemicals. From 2004 to September 2009, Mr. Diggs also served as Corporate Secretary of PPG Industries, Inc. Mr. Diggs is a director of Allegheny Technologies Inc. and also serves on the Board of Directors of the University of Pittsburgh Medical Center and the Board of Trustees of Case Western Reserve University.

Areas of Relevant Experience: Legal; complex regulatory; energy; financial reporting, accounting and controls.

**Wyche Fowler**, Trustee. Mr. Fowler was first elected a Trustee on September 1, 2004. Mr. Fowler served as a member of the U.S. House of Representatives (1977-1986) and U.S. Senate (1987-1992) and as ambassador to Saudi Arabia (1996-2001). Mr. Fowler received an A.B. degree in English from North Carolina's Davidson College in 1962 and a J.D. from Emory University in 1969. Mr. Fowler serves on a number of corporate and academic boards, including Shubert Theatres, NY, Ziopharm, Inc., Keryx Biopharmaceuticals and Davidson College, and Mr. Fowler is board chair of the Middle East Institute, a nonprofit research foundation in Washington, D.C. In addition to these boards, during the past five years Mr. Fowler served on the board of the Philadelphia Stock Exchange until it was acquired by NASDAQ in 2008.

Areas of Relevant Experience: Government and public policy; complex regulatory and legal issues.

**Michael J. Joyce**, Trustee. Mr. Joyce was first elected a Trustee on June 1, 2004. From 1995 until his retirement from Deloitte in May 2004, Mr. Joyce served as New England Managing Partner of Deloitte, an international accounting firm. Prior to that, he was, for ten years, Philadelphia Managing Partner of Deloitte. Mr. Joyce serves as Chairman of the Board of A.C. Moore Arts and Crafts, Inc. and as a director of Allegheny Technologies Inc. and also serves on the Board of Overseers of the Boston Symphony Orchestra. In addition, Mr. Joyce served on the board of Heritage Property Investment Trust until the company was sold in 2006.

Areas of Relevant Experience: Financial reporting, accounting and controls; risk management.

**Charles P. Pizzi**, Trustee. Mr. Pizzi was first elected a Trustee on August 22, 1996. Mr. Pizzi is the President and Chief Executive Officer of Tasty Baking Company, a position he assumed on October 7, 2002. Mr. Pizzi served as President and Chief Executive officer of the Greater Philadelphia Chamber of Commerce from 1989 until October 4, 2002. Mr. Pizzi is a director of Tasty Baking Company and serves on a variety of civic, educational, charitable and other boards, including the boards of Drexel University, Federal Reserve Bank of Philadelphia and Independence Blue Cross. In addition to these boards, during the past five years Mr. Pizzi served on the board of the Philadelphia Stock Exchange until it was acquired by NASDAQ in 2008.

Areas of Relevant Experience: Government and public policy; finance; financial reporting, accounting and controls; capital markets; risk management.

## Meetings of Trustees and Annual Meeting of Shareholders

Our Board of Trustees held four meetings in 2010. In 2010, each incumbent Trustee attended at least 75% of the aggregate of the total number of meetings of the Board and meetings held by all committees on which he served. In addition, our Board holds informational sessions with our President and Chief Executive Officer. During 2010, the Board held eight informational sessions. Our non-management Trustees also hold regular meetings without management. During 2010, our non-management Trustees held four such meetings.

It is our policy that all Trustees attend annual meetings of shareholders except where the failure to attend is due to unavoidable circumstances or conflicts. All Trustees then in office attended our annual meeting of shareholders on June 2, 2010.

## Committees of the Board of Trustees

Our Board of Trustees has standing Audit, Corporate Governance, Compensation and Executive Committees.

The table below provides 2010 membership and meeting information for each of the Board Committees.

<u>Name</u>	<u>Audit</u>	<u>Corporate Governance</u>	<u>Compensation</u>	<u>Executive</u>
Walter D'Alessio		X	X	X
Anthony A. Nichols, Sr.				
Gerard H. Sweeney				X
D. Pike Aloian	X	X		X
James C. Diggs (1)				
Wyche Fowler		X		
Michael J. Joyce	X		X	
Charles P. Pizzi	X		X	
<b>2010 Meetings</b>	<b>8</b>	<b>3</b>	<b>8</b>	<b>0</b>

(1) *Mr. Diggs was first elected a Trustee on March 21, 2011.*

**Audit Committee.** Our Audit Committee assists our Board in overseeing:

- the integrity of our financial statements;
- our compliance with legal and regulatory requirements;
- related party transactions;
- the independence and qualifications of our independent registered public accounting firm; and
- the performance of our internal audit function and independent registered public accounting firm.

Our Audit Committee currently consists of Messrs. Joyce (Chair), Aloian and Pizzi, each of whom is independent within the meaning of the SEC regulations, the listing standards and requirements of the New York Stock Exchange and our *Corporate Governance Principles*. Each member of the Audit Committee is financially literate, knowledgeable and qualified to review financial statements. Each of Messrs. Aloian and Joyce is qualified as an "audit committee financial expert" within the meaning of SEC regulations. Our Board reached its conclusion as to the qualifications of each of Messrs. Aloian and Joyce based on his education and experience in analyzing financial statements of a variety of companies. In addition to serving on our Audit Committee, Mr. Joyce currently serves on the audit committees of A.C. Moore Arts and Crafts, Inc. and Allegheny Technologies Inc.

*Policies and Procedures for Review, Approval or Ratification of Transactions with Related Persons*

Our Audit Committee's charter provides for review by the Audit Committee of related party transactions. In addition, our Declaration of Trust, which is our corporate charter, provides for approval of transactions in which any of our Trustees has an interest by a majority of our Trustees who have no interest in the transaction. Therefore, related party transactions with a Trustee require both review by our Audit Committee and approval by a majority of our Trustees who have no interest in the transaction. Our Audit Committee charter and our corporate charter do not state criteria or standards that our Trustees must follow in approving related party transactions. Accordingly, our Trustees consider related party transactions in light of their fiduciary duties to act in an informed and careful manner and in the best interest of us and our shareholders. Since January 1, 2010, we have not had any related party transactions.

**Corporate Governance Committee.** Our Corporate Governance Committee is responsible for:

- identifying individuals qualified to become Board members and recommending to our Board the nominees for election to the Board;
- recommending to our Board any changes in our *Corporate Governance Principles*;
- leading our Board in its annual review of Board performance, and making recommendations to the Board regarding Board organization, membership, function and effectiveness, as well as committee structure, membership, function and effectiveness;
- recommending to our Board Trustee nominees for each Board committee;
- reviewing our efforts to promote diversity among Trustees, officers, employees and contractors;
- arranging for an orientation for all Trustees; and
- assessing succession planning, including assisting the Board in identifying and evaluating potential successors to the President and Chief Executive Officer.

Our Corporate Governance Committee currently consists of Messrs. Fowler (Chair), Aloian and D'Alessio. Each member of the Corporate Governance Committee meets the independence requirements of the New York Stock Exchange and our *Corporate Governance Principles*. The charter of our Corporate Governance Committee requires such independence as a condition to continued membership on the Committee.

**Compensation Committee.** Our Compensation Committee is responsible for:

- reviewing, evaluating and approving compensation plans and programs for our Trustees and senior executives;
- annually reviewing and approving corporate goals and objectives relevant to compensation of our President and CEO and evaluating his performance in light of these goals and objectives;
- reviewing and discussing with the full Board whether our compensation programs for employees generally are designed in a manner that creates incentives for employees to take inappropriate or excessive risk; and
- retaining and terminating any consultant or outside advisor to the Committee (and has sole authority to approve any such consultant's or advisor's fees and other terms of engagement.)

In 2008 and 2009 and until the fourth quarter of 2010, our Compensation Committee retained Towers Watson (formerly, Towers Perrin) as its consultant. In the fourth quarter of 2010, the Compensation Committee retained Pay Governance LLC as its consultant. We describe the role of the Compensation Committee's consultant in the "Compensation Discussion and Analysis" later in this proxy statement.



Our Compensation Committee currently consists of Messrs. Pizzi (Chair), D'Alessio and Joyce. Each member of our Compensation Committee meets the independence requirements of the New York Stock Exchange and our *Corporate Governance Principles*. The charter of our Compensation Committee requires such independence as a condition to continued membership on the Committee.

For further information on the process and procedures of our Compensation Committee, please see "Compensation Discussion and Analysis — Decision Making".

#### *Compensation Committee Interlocks and Insider Participation*

The Compensation Committee of our Board is currently comprised of Charles P. Pizzi (Chair), Walter D'Alessio and Michael J. Joyce. No member of the Compensation Committee is or has been an officer or employee of the Company. In addition, none of our executive officers serves as a member of the board of directors or compensation committee of any company that has an executive officer serving as a member of our Board.

**Executive Committee.** Our Executive Committee has authority to approve certain significant acquisitions, dispositions and other investments, subject to limitations set by the Board. Our Executive Committee currently consists of Messrs. Sweeney (Chair), D'Alessio and Aloian. The Executive Committee did not meet formally during 2010.

#### **Trustee Independence; Independence Determination**

No Trustee qualifies as independent unless our Board affirmatively determines that the Trustee has no material relationship with us, directly or as a partner, share owner or officer of an organization that has a relationship with us.

Our Board has adopted standards that are set forth in our *Corporate Governance Principles*. These standards meet the listing standards of the New York Stock Exchange and assist our Board in its evaluation of each Trustee's independence. These standards provide that a Trustee who has any of the following relationships or arrangements will not qualify as independent:

- The Trustee is, or has been within the last three years, an employee of ours, or an immediate family member of the Trustee is, or has been within the last three years, an executive officer of ours.
- The Trustee has received, or has an immediate family member who has received, during any twelve-month period within the last three years, more than \$120,000 in direct compensation from us (excluding compensation in the form of Board fees and Board committee fees and pension or other forms of deferred compensation not contingent on continued service).
- (A) The Trustee or an immediate family member is a current partner of a firm that is our internal or external auditor; (B) the Trustee is a current employee of such a firm; (C) the Trustee has an immediate family member who is a current employee of such a firm and who participates in the firm's audit, assurance or tax compliance (but not tax planning) practice; or (D) the Trustee or an immediate family member was within the last three years (but is no longer) a partner or employee of such a firm and personally worked on our audit within that time.
- The Trustee or an immediate family member of the Trustee is, or has been within the last three years, employed as an executive officer of another company where any of our present executive officers at the same time serves or served on that company's compensation committee.
- The Trustee is a current employee, or an immediate family member of the Trustee is a current executive officer, of a company that has made payments to, or received payments from, us for property or services in an amount which, in any of the last three fiscal years, exceeds the greater of \$1 million or 2% of such other company's consolidated gross revenues.

In its assessment of Trustee independence, our Board considers all commercial, charitable and other relationships and transactions that any Trustee or member of his immediate family may have with us, with any of our affiliates or with any of our consultants or advisers. Our Board applies the same criteria for assessing independence for purposes of each of the Audit Committee, Corporate Governance Committee and Compensation Committee. In addition, no member of the Audit Committee may accept directly or indirectly any consulting, advisory or other compensatory fee from us (other than fees for service as a Trustee and member of Board committees) or be an affiliate of us.

Our Board has affirmatively determined that each of Messrs. Aloian, D'Alessio, Diggs, Fowler, Joyce and Pizzi is independent under the standards of the New York Stock Exchange and those set forth in our *Corporate Governance Principles* and that the Audit Committee, Corporate Governance Committee and Compensation Committee are comprised exclusively of independent Trustees.

Our Board did not determine Mr. Nichols to be independent because of his status as a former executive with us, and did not determine Mr. Sweeney to be independent because of his position as our President and Chief Executive Officer.

## Corporate Governance

**Governance Compliance:** Our policies and practices comply with the listing requirements of the New York Stock Exchange and the requirements of the Sarbanes-Oxley Act of 2002. Our Board and Corporate Governance Committee regularly evaluate our approach to corporate governance in light of changing regulatory requirements and evolving best practices.

- Our Board has adopted corporate governance policies as reflected in our *Corporate Governance Principles*.
- A majority of our Trustees are independent of us and our management, and all members of the Audit Committee, Compensation Committee and Corporate Governance Committee are independent.
- All Trustees are elected annually; we do not have a classified board.
- The Chairman of our Board is independent.
- Our non-management Trustees meet regularly without the presence of management.
- The charters of our Board committees clearly establish the respective roles and responsibilities of the committees.
- Our Board has adopted a *Code of Business Conduct and Ethics* that applies to all of our Trustees, officers and employees.
- We have a toll-free hotline available to all employees, and our Audit Committee has established procedures for the anonymous submission of any employee complaint, including those relating to accounting, internal controls or auditing matters.
- Our Board and Board committees undertake an annual performance self-evaluation.

Additional information on our corporate governance is provided in the following paragraphs and elsewhere in this proxy statement.

**Board Leadership Structure:** Our Board believes that independent Board leadership is a critical component of our corporate governance. Mr. D'Alessio is Chairman of the Board and Mr. Sweeney is our President and Chief Executive Officer and a Trustee. As Chairman of the Board, Mr. D'Alessio presides at executive sessions of non-management Trustees, oversees the agenda of Board meetings, provides guidance to our President and Chief Executive Officer as to Board views and perspectives, particularly on our strategic direction, and is available to shareholders and other parties interested in communicating with our non-management Trustees. As President and Chief Executive Officer, Mr. Sweeney is responsible for our day-to-day operations, engaging with shareholders and external constituents, developing our future leaders and executing our strategy. The Board believes that its leadership structure (i) achieves independent oversight and evaluation of our senior management; (ii) assures effective communication between the Board and senior management on corporate strategy; and (iii) fosters effective decision-making and accountability.

**Executive and Trustee Share Ownership Requirements:** We maintain minimum share ownership requirements for our executives and Trustees. We have summarized these requirements later in this proxy statement under “Compensation Discussion and Analysis — Share Ownership Requirements.”

**Hedging Policy:** Our executives and Trustees are prohibited from hedging their ownership or offsetting any decline in the market value of our shares, including by trading in publicly-traded options, puts, calls or other derivative instruments related to our shares.

**Succession Planning:** Our Board, primarily through our Corporate Governance Committee, assesses succession planning for management and leadership, with a primary focus on succession in the event of the unexpected incapacity of our President and Chief Executive Officer. Our *Corporate Governance Principles* provide that our President and Chief Executive Officer should at all times make available to the Board, on a confidential basis, his recommendations and evaluations of potential successors.

**Code of Conduct:** We maintain a *Code of Business Conduct and Ethics*, a copy of which is available on our website ([www.brandywinerealty.com](http://www.brandywinerealty.com)), applicable to our Trustees, officers and employees. The *Code of Business Conduct and Ethics* reflects and reinforces our commitment to integrity in the conduct of our business. Any waiver of the Code for executive officers or Trustees may only be made by the Board or by the Audit Committee (which is composed solely of independent Trustees) and will be disclosed promptly as required by law or stock exchange regulation. In addition to the strictures on our personnel included in our *Code of Business Conduct and Ethics*, we notify our vendors annually of our commitment to the highest ethical standards and the restrictions in our Code on improper payments and gratuities to our personnel.

**Hotline Submissions:** Our Audit Committee has established procedures, set forth in our *Code of Business Conduct and Ethics*, for the submission of complaints about our accounting or auditing matters. These procedures include a hotline for the anonymous submission of concerns regarding questionable accounting or auditing matters. Any matters reported through the hotline that involve accounting, internal controls over financial reporting or auditing matters, or any fraud involving management or persons who have a significant role in our internal controls over financial reporting, will be reported to the Chairman of our Audit Committee. Our current hotline number is (877) 888-0002.

**Availability of Committee Charters; Corporate Governance Principles; and Code of Conduct:** Our Board has adopted, and annually reviews, charters for each of the Audit, Compensation and Corporate Governance Committees. These charters and our *Corporate Governance Principles* and our *Code of Business Conduct and Ethics* are available on our website ([www.brandywinerealty.com](http://www.brandywinerealty.com)) and we will also make available in print copies of these documents to any shareholder, without charge, upon request.

### **Board’s Role in Risk Oversight**

Our Board as a whole has responsibility for risk oversight, with reviews of certain areas being conducted by the relevant Board Committees that report on their deliberations to the Board. The oversight responsibility of the Board and its Committees is enabled by management reporting processes that are designed to provide visibility to the Board about the identification, assessment and management of critical risks and management’s risk mitigation strategies. These areas of focus include competitive, economic, operational, financial (accounting, credit, liquidity and tax), legal, regulatory, compliance and reputational risks. The Board and its Committees oversee risks associated with their respective principal areas of focus, as summarized below.

<b>Committee</b>	<b>Primary Areas of Risk Oversight</b>
Audit Committee	Risks and exposures associated with financial matters, particularly financial reporting, tax, accounting, disclosure, internal control over financial reporting, financial policies, investment guidelines and credit and liquidity matters.
Corporate Governance Committee	Risks and exposures associated with leadership and succession planning; and corporate governance.
Compensation Committee	Risks and exposures associated with executive compensation programs and arrangements, including incentive plans. See “Compensation Discussion and Analysis — Additional Compensation Information — Compensation and Risks.”

### **Trustee Nominations**

In making its recommendations as to nominees for election to our Board, the Corporate Governance Committee may consider, in its sole judgment, recommendations of our President and Chief Executive Officer, other Trustees, senior executives, shareholders and third parties. The Corporate Governance Committee may also retain third-party search firms to identify candidates. Shareholders desiring to recommend nominees should submit their recommendations in writing to Walter D’Alessio, Chairman of the Board, c/o Brandywine Realty Trust, 555 East Lancaster Avenue, Radnor, Pennsylvania 19087. Recommendations from shareholders should include pertinent information concerning the proposed nominee’s background and experience.

Our Board’s *Corporate Governance Principles* set forth qualifications for Trustee nominees and the qualifications include a nominee’s:

- personal ethics, integrity and values;
- inquiring and independent mind;
- practical wisdom and mature judgment;
- broad training and experience at the policy making level in business, government, education or technology;
- willingness to devote the required amount of time to fulfill the duties and responsibilities of Board membership;
- commitment to serve on the Board over a period of years in order to develop knowledge about our operations; and
- involvement in activities or interests that do not create a conflict with the nominee’s responsibilities to us and our shareholders.

The Corporate Governance Committee also considers such other factors as it deems appropriate, including the current composition of the Board. The Committee and Board believe that Board membership should reflect diversity in its broadest sense, including persons diverse in skills, background, gender and ethnicity. The Committee has not adopted a formal policy for the consideration of diversity in identifying candidates for the Board. The Committee has not adopted any criteria for evaluating a candidate for nomination to the Board that differ depending on whether the candidate is nominated by a shareholder versus by a Trustee, member of management or other third parties.

If the Committee decides, on the basis of its preliminary review of a candidate, to proceed with further consideration of the candidate, members of the Committee, as well as other members of the Board, interview the candidate. After completing its evaluation, the Committee makes a recommendation to the full Board, which makes the final determination whether to nominate or appoint the candidate as a new Trustee. Our President and Chief Executive Officer, as a Trustee, participates in the Board's determination.

### **Communications with the Board**

Shareholders and other parties interested in communicating directly with our lead independent Trustee and Chairman of the Board (Mr. D'Alessio), or with our non-management Trustees as a group, may do so by writing to Chairman of the Board of Trustees, Brandywine Realty Trust, 555 East Lancaster Avenue, Radnor, Pennsylvania 19087. In addition, any shareholder or interested party who wishes to communicate with our Board or any specific Trustee, including non-management Trustees, may write to Board of Trustees, c/o Brandywine Realty Trust, at our headquarters' address. Depending on the subject matter, management will:

- forward the communication to the Trustee or Trustees to whom it is addressed. (For example, if the communication received deals with questions or complaints regarding accounting, it will be forwarded by management to the Chairman of our Audit Committee for review);
- attempt to handle the inquiry directly (for example, where the communication is a request for information about us or our operations that does not appear to require direct attention by the Board or an individual Trustee); or
- not forward the communication if it is primarily commercial in nature or relates to an improper or irrelevant topic.

At each meeting of the Board, the Chairman of the Board will present a summary of all communications (if any) received since the last meeting of the Board that were not forwarded and will make those communications available to any Trustee upon request.

**Trustee Compensation**

The following table and footnotes provide information on the 2010 compensation of our Trustees (other than our President and Chief Executive Officer, who is not separately compensated for his service on the Board). In the paragraph following the table and footnotes we describe our standard compensation arrangements for service on the Board and Board committees.

Name	Fees Earned or Paid in Cash \$(1)	Share Awards \$(2)	All Other Compensation (\$)	Total (\$)
Walter D'Alessio	\$ 108,000	\$ 40,000	\$ 6,052(3)	\$ 154,052
Anthony A. Nichols, Sr.	\$ 53,000	\$ 40,000	\$ 20,144(4)	\$ 113,144
D. Pike Aloian	\$ 63,996	\$ 40,000	\$ 6,052(3)	\$ 110,048
Wyche Fowler	\$ 66,000	\$ 40,000	\$ 6,052(3)	\$ 112,052
Michael J. Joyce	\$ 82,997	\$ 40,000	\$ 6,052(3)	\$ 129,049
Charles P. Pizzi	\$ 77,000	\$ 40,000	\$ 6,052(3)	\$ 123,052

- (1) Represents the aggregate amount of all fees earned or paid in cash for services as a Trustee (including services on committees of the Board) in 2010 and, in the case of the 2010 annual retainer fee, whether paid in shares or cash. The following Trustees elected to receive the following fee amounts included in this column in common shares (computed based on the closing price of our shares on June 2, 2010, the date of our 2010 annual meeting of shareholders): Mr. D'Alessio (\$25,000); Mr. Aloian (\$22,496); and Mr. Joyce (\$14,997). Amounts include any portion of fees that a Trustee elected to defer under our Deferred Compensation Plan, which we describe later in this proxy statement. See "Compensation Discussion and Analysis — Deferred Compensation Plan." Mr. Fowler deferred \$41,000 of his 2010 cash compensation into his deferred share account under our Deferred Compensation Plan.
- (2) Represents the grant date fair value of Share Awards computed in accordance with FASB ASC Topic 718, excluding the effect of estimated forfeitures. Share Awards consist of restricted common shares awarded annually to our Trustees (other than our President and Chief Executive Officer). On June 2, 2010, each Trustee (other than our President and Chief Executive Officer) received an award of restricted common shares with a grant date fair value of \$40,000. These restricted common shares vest in three equal annual installments. Each restricted common share entitles the holder to receive cash distributions and voting rights equivalent to the distribution and voting rights on a common share that is not subject to any restrictions. A restricted common share is subject to forfeiture in the event that the Trustee terminates service on the Board prior to the applicable vesting date for reasons other than death, disability or a change of control of us. As of December 31, 2010, each of our Trustees (other than our President and Chief Executive Officer) owned 7,964 unvested restricted common shares).
- (3) Represents the aggregate dollar amount of dividends paid in 2010 on unvested restricted common shares.
- (4) Represents (i) \$6,052 in dividends paid in 2010 on unvested restricted common shares; and (ii) \$14,092 in health and life insurance premiums. See "Consulting Agreement" below.

In 2010, our Trustees (other than our President and Chief Executive Officer) received the following compensation for their service as Trustees:

- \$35,000 annual fee payable in cash or common shares, at each Trustee's election;
- \$40,000 annual award payable in restricted common shares that vest in three equal annual installments (valued at the closing price of the common shares on the date of our annual meeting of shareholders);
- \$1,500 fee payable in cash for participation in each meeting and informational session of the Board;

- \$1,000 fee payable in cash for participation by a member of a Board committee in each meeting of the committee; and
- \$45,000 annual fee payable in cash for the Chair of the Board; \$15,000 annual fee payable in cash for the Chair of the Audit Committee; \$10,000 annual fee payable in cash for the Chair of the Compensation Committee; and \$10,000 annual fee payable in cash for the Chair of the Corporate Governance Committee.

Our Trustees are also reimbursed for expenses of attending Board and Board committee meetings. In addition, our *Corporate Governance Principles* encourage our Trustees to attend continuing education programs for directors and provide for reimbursement of the reasonable costs of attending such programs. Trustees may elect to defer the receipt of all or a portion of their \$35,000 annual fee and \$1,500 per Board meeting fee into our Deferred Compensation Plan.

**Other Trustee Compensation: Consulting Agreement**

Under a consulting agreement that we entered into with Mr. Nichols in 2004, as amended in 2006, we agreed to provide health care and life insurance benefits to Mr. Nichols through December 31, 2010. In March 2010, we agreed to pay the premiums for Medicare, Medicare supplement and prescription insurance for Mr. Nichols and his spouse until Mr. Nichols reaches age 75. Neither we nor Mr. Nichols has any other remaining obligations under the consulting agreement and we did not make any consulting payments to him in 2010.



Executives and Executive Compensation

**Executive Officers**

The following are biographical summaries of our executive officers who are not Trustees:

**H. Jeffrey DeVuono** (age 45) is our Executive Vice President and Senior Managing Director — Pennsylvania Region. Mr. DeVuono joined us in January of 1997. Prior to joining us, Mr. DeVuono worked for LCOR, Inc., a private development company that had a previous association with us, where he held a variety of positions, all of which related to asset management. Prior to joining LCOR, Mr. DeVuono was a sales representative for Cushman & Wakefield of Philadelphia. Mr. DeVuono serves on the board of the Pennsylvania Economy League and The Center for Emerging Visual Artists and is a committee member of Crossing the Finish Line. He is also a member of CoreNet, NAREIT, NAIOP and the University of Pennsylvania's Wharton School Zell/Lurie Real Estate Center. Mr. DeVuono is a graduate of LaSalle University.

**Brad A. Molotsky** (age 46) is our Executive Vice President, General Counsel and Secretary. Mr. Molotsky became our General Counsel and Secretary in October 1997; became a Senior Vice President in December 2004; became an Executive Vice President in August 2009; and became responsible for our company-wide sustainability initiative in 2010. Prior to joining us, Mr. Molotsky was an attorney at Pepper Hamilton LLP in Philadelphia, Pennsylvania. Mr. Molotsky is a member of NAREIT and the Real Estate Roundtable — Sustainability Taskforce, a board member of the Committee of Seventy, the JCC of Southern New Jersey, the Walnut Street Theatre and The Federation of Southern New Jersey. Mr. Molotsky also serves as President and a board member of Jewish Community Properties, Inc., a non-profit affiliated with The Federation of Southern New Jersey. In addition, Mr. Molotsky is a member of the University of Pennsylvania's Wharton School Zell/Lurie Real Estate Center, ULI, the Southern New Jersey Development Council, the Philadelphia Development Council, BOMA and the Delaware Valley Green Building Council and is on the advisory committees of the World Affairs Council of Philadelphia, C.A.R.E.S. Institute and Northern Home for Children. Mr. Molotsky earned a B.S. in accounting from the University of Delaware and a JD/MBA from Villanova University's School of Law and the College of Business and Finance.

**Howard M. Sipzner** (age 49) is our Executive Vice President and Chief Financial Officer. Mr. Sipzner was appointed to his position in December 2006 and became an officer with us in January 2007. Mr. Sipzner joined us from Equity One, Inc., a real estate investment trust in North Miami Beach, Florida, where he served as Executive Vice President and Chief Financial Officer from 2004 and as Chief Financial Officer and treasurer from 1999 to 2004. Before Equity One, Mr. Sipzner served for twelve years as a Vice President in the Real Estate & Lodging Investment Banking department of Chase Securities, Inc., a subsidiary of the Chase Manhattan Bank and its predecessor, the Chemical Bank. Prior to joining Chemical Bank, Mr. Sipzner worked as an analyst for Merrill Lynch in the Municipal Securities area. Mr. Sipzner is a Board member of the World Affairs Council of Philadelphia and of the Queens College Foundation. Mr. Sipzner earned a B.A. from Queens College, City University of New York and an MBA from the Harvard Business School.

**George D. Sowa** (age 51) is our Executive Vice President and Senior Managing Director — New Jersey/Delaware Region. Mr. Sowa joined us on April 13, 1998. Prior to joining us, Mr. Sowa was employed by Keating Development Company, a real estate development firm, from 1997 to 1998, as a development manager. Mr. Sowa was also employed by Linpro/LCOR, Incorporated as Director of Development/Operations from 1989 to 1997. Mr. Sowa serves on the National Board of NAIOP as well as being President and Board member of the New Jersey Chapter of NAIOP. Mr. Sowa is also a member of NAREIT and is on the board of the Chamber of Commerce of Southern New Jersey and the Evergreens. Mr. Sowa holds a real estate license in New Jersey and Pennsylvania and earned a B.S. from Cornell University.



**Robert K. Wiberg** (age 55) is our Executive Vice President and Senior Managing Director — Metro DC and California Regions. Mr. Wiberg joined us on January 5, 2006 upon consummation of our merger with Prentiss. Prior to consummation of the merger, he served as Executive Vice President and Managing Director of the Mid-Atlantic region of Prentiss. Mr. Wiberg has served on the Board of Directors of the Northern Virginia Chapter of the NAIOP and currently serves on the board of the Arlington Partnership for Affordable Housing. Mr. Wiberg holds a Virginia real estate salesperson license. He earned a B.A. from Cornell University, an MBA from the University of California at Berkeley and a Master of City and Regional Planning degree from Harvard University.

**Thomas E. Wirth** (age 47) is our Executive Vice President, Portfolio Management and Investments. Mr. Wirth joined us in December 2009. He directs portfolio management activities and participates with our regional and corporate executive team in formulating capital allocation tactics. Mr. Wirth also participates in our evaluation of capital raising alternatives, joint ventures and other transactions. From 2004 until 2009, Mr. Wirth served as President (2007-2009) and Chief Financial Officer of Feldman Mall Properties. From 1997 to 2004, he served first as the Vice President of Finance and later as Chief Financial Officer of SL Green Realty Corporation. Mr. Wirth has also served as Vice President of Financial Reporting and Analysis for Greenwich, Connecticut-based United Waste System, Inc., and spent ten years with Ernst & Young LLP in various positions, including Senior Manager. Mr. Wirth earned his B.A. in business management and accounting from Gettysburg College.

**George D. Johnstone** (age 47) is our Senior Vice President, Operations and Asset Management. Mr. Johnstone joined us in November 1998. He works in conjunction with our regional managing directors in running our operations. Prior to his appointment as our Senior Vice President, Operations & Asset Management, Mr. Johnstone served as Vice President of Operations for our Pennsylvania Region (2004 — 2005) and for our New Jersey Region (2002 — 2004) and served as Director of Operations for our New Jersey Region from 1998 until 2002. Prior to joining us, Mr. Johnstone was the Regional Controller for Linpro/LCOR Inc., where he was responsible for strategic and tactical accounting processes and oversight and leadership of all accounting functions for that company. Mr. Johnstone earned his B.S. in accounting from Albright College.

**Gabriel J. Mainardi** (age 37) is our Vice President, Chief Accounting Officer and Treasurer. Mr. Mainardi joined us in 2005 as our corporate controller. Prior to joining us, Mr. Mainardi was a senior manager in public accounting at Ernst & Young LLP, where he worked from October 1996 through July 2005, specializing in real estate clients. Mr. Mainardi is a licensed certified public accountant in the Commonwealth of Pennsylvania and earned his B.S. in accounting from Villanova University.

## Compensation Discussion and Analysis

### Overview

Our Compensation Committee sets and administers our executive compensation policies and practices. Through these policies and practices we seek to attract, retain and motivate high quality executives to advance our corporate goal of maximizing total returns to shareholders through quarterly dividends and share price appreciation. We believe that these policies and practices:

1. encourage the achievement of annual and longer-term business goals designed to build shareholder value;
2. provide compensation that is competitive with peer group companies;
3. enhance retention; and
4. encourage executives to achieve superior individual performance without excessive risk taking.

Our executive compensation program consists of three principal components: base salary; annual incentive awards; and equity-based long-term incentives. We discuss each of these components separately below. See “—Discussion.”

Base salaries provide a regular stream of income and financial security. Base salaries are reviewed annually against market data and adjusted to reflect individual responsibilities, skills, experience and performance.

Annual incentive awards are designed to reward executives who achieve annual performance goals that take into account and enhance our corporate performance. These performance goals fall within three general categories: corporate, business unit/regional and discretionary. These performance goals include both quantitative and non-quantitative performance measures. As we discuss in greater detail below, our Compensation Committee believes that a significant portion of each annual incentive award should be based on quantitative performance measures and also believes that more subjective elements are important in recognizing achievement and motivating officers.

Equity-based long-term incentives are awarded to motivate, reward and retain key employees over longer periods and to align their interests with those of our shareholders. These incentives consist of a mix of (i) time vested restricted common shares; (ii) performance units; and (iii) options. An executive whose employment with us terminates before these incentive awards have vested or been earned, either because the executive has not performed in accordance with our expectations or because the executive chooses to leave (other than upon a qualifying retirement), will normally forfeit the unvested portions of the awards. See “—Vesting and Forfeiture Provisions.”

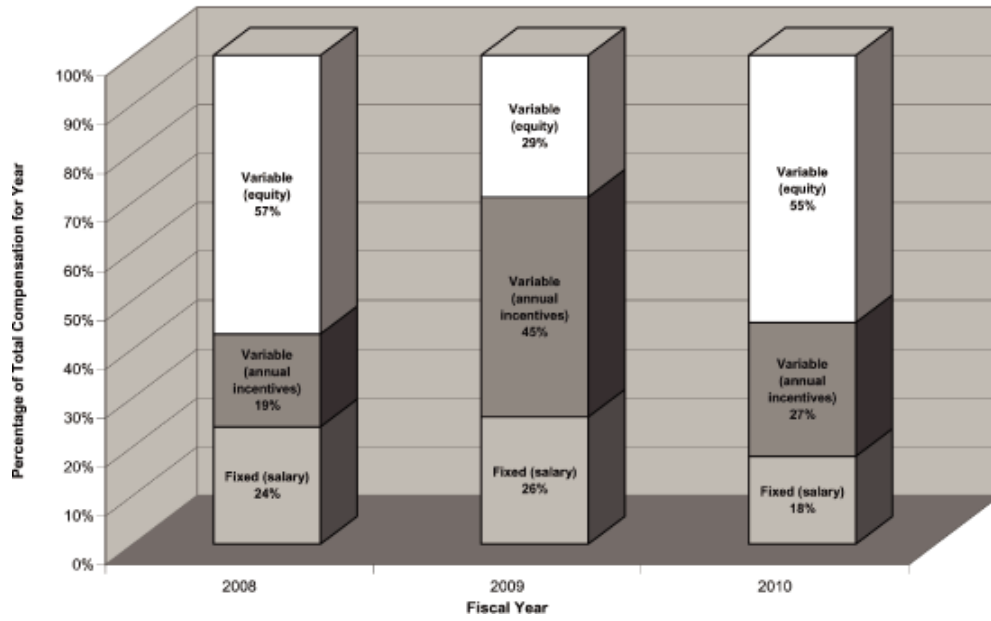
Generally, as an executive’s responsibilities increase, our Compensation Committee allocates a greater portion of the executive’s total compensation to annual incentive awards and equity-based long-term incentive awards (“variable” compensation) as compared to base salary (“fixed” compensation). A significant percentage of the variable compensation of our senior executives is composed of restricted common shares, performance units and options because: (i) we believe that the interests of these executives should be closely aligned with the interests of our shareholders; (ii) we want these individuals to maintain a long-term focus for us; and (iii) these types of pay arrangements are generally consistent with the compensation practices of peer companies with which we compete for executive talent.

Each year our Compensation Committee, along with our President and Chief Executive Officer, establishes performance targets under our incentive plans that tie awards to achievement of financial and operational results. Following the end of each year, our Compensation Committee determines compensation by assessing performance against these targets, as well as in light of our performance relative to our peers, measured against financial and non-financial factors. Ultimately, the amount of compensation awarded to our executives is determined based on what our Compensation Committee believes is in the best interests of shareholders.

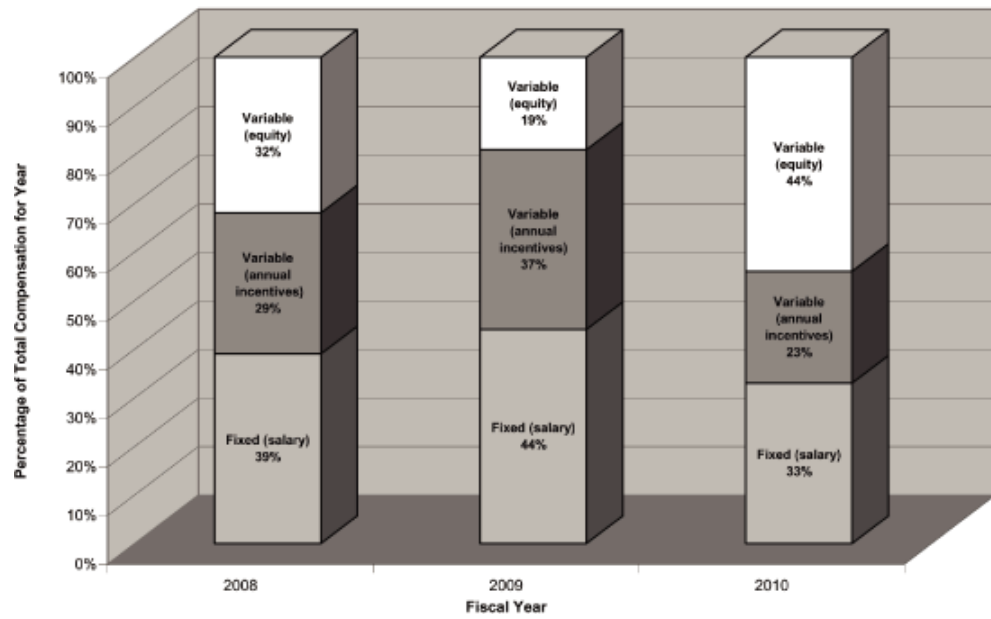
The following charts show the relative percentages of base salary, annual incentive awards and equity-based long-term incentive awards to our President and Chief Executive Officer, individually, and to our other named executive officers, as a group, during each of the last three years.

### Compensation Mix

#### President and Chief Executive Officer



#### Other Named Executive Officers



The amounts shown above for equity-based compensation reflect the grant-date fair value of equity awards, but the actual value of these awards will depend directly on the performance of our share price over the period during which restricted common shares vest and options can be exercised and, with respect to performance units, whether the performance tests for any pay-outs under these units are met. The value realized by an executive for options and performance unit awards could be as little as zero, which would occur with respect to options if our share price were less than the exercise price of options and would occur with respect to performance units if our total shareholder return over the three-year performance measurement period fell below the threshold for any payout.

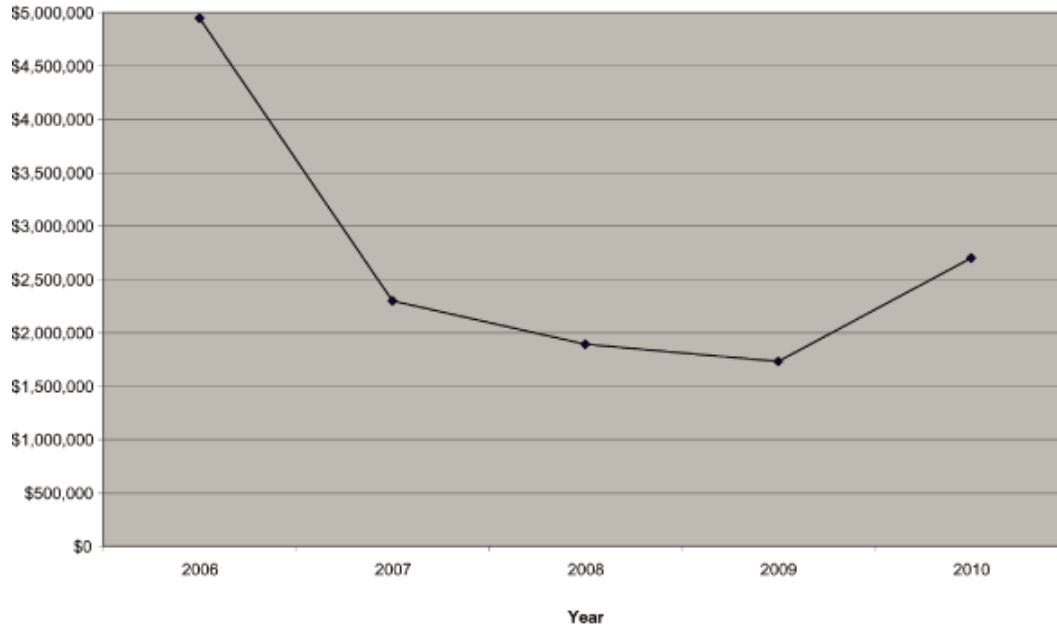
Consistent with our “pay-for-performance” philosophy and the significant percentage of total compensation of our President and Chief Executive Officer that consists of variable compensation, his annual base salary has remained unchanged at \$600,000 for 2007 through the date of this proxy statement and his variable compensation has experienced significant year-over-year changes, as reflected in the following table and graph.

**Variable Compensation**

Year	Annual Award (1)	Long-Term Incentive Award (2)	Total Variable Compensation	Year over Year % Change
2010	\$ 900,000	\$ 1,800,000(3)	\$ 2,700,000	55.9
2009	\$ 1,050,000	\$ 682,215(4)	\$ 1,732,215	(8.5)
2008	\$ 480,000	\$ 1,414,000(5)	\$ 1,894,000	(17.6)
2007	\$ 0	\$ 2,300,000(6)	\$ 2,300,000	(53.5)
2006	\$ 1,327,206	\$ 3,620,000(7)	\$ 4,947,206	—

- (1) *The amounts shown under the “Annual Award” column in the above table have been derived from and reflect the aggregate annual amounts presented under the “Bonus” and “Non-Equity Incentive Plan” columns in the Summary Compensation Tables in our annual proxy statements that relate to the applicable year.*
- (2) *The amounts shown under the “Long-Term Incentive Award” column in the above table have been derived from and reflect the amounts presented under the “Grant Date Fair Value of Share and Option Awards” column in the Summary Grants of Plan-Based Awards Tables in our annual proxy statements that relate to the applicable year. For example, the 2010 amount (\$1,800,000) was awarded on March 4, 2010.*
- (3) *Consists of ten-year options (\$700,000); restricted common shares (\$550,000) that cliff vest on the third anniversary of the award date; and performance units (\$550,000).*
- (4) *Consists of ten-year options (\$21,654); restricted common shares (\$329,089) that cliff vest on the third anniversary of the award date; and performance units (\$331,472).*
- (5) *Consists of ten-year options (\$787,800) and restricted common shares (\$626,200) that cliff-vested on the third anniversary of the award date.*
- (6) *Consists of restricted common shares that vest in seven equal annual installments.*
- (7) *Consists of restricted common shares (\$1,700,000) that vest in five equal annual installments and units (\$1,920,000) under an outperformance plan that expired, without any payout, in 2009.*

**Total Variable Compensation  
(President and Chief Executive Officer)**



The following pages of this Compensation Discussion and Analysis include:

- A description of the roles of those responsible for overseeing and implementing our executive compensation;
- A discussion of each of the principal components of our executive compensation program;
- An explanation of how we set compensation targets, establish performance goals and determine amounts and forms of compensation; and
- A summary of other key aspects of our executive compensation.

**Decision Making**

**Committee Authority.** Our Compensation Committee's responsibilities include:

- Approving the goals and objectives relating to our President and Chief Executive Officer's compensation, evaluating the performance of our President and Chief Executive Officer in light of such goals and objectives, and setting the compensation of our President and Chief Executive Officer based on this evaluation;
- Approving the salaries and annual incentive awards of our other executive officers either (i) with the title Executive Vice President, (ii) with the title Senior Vice President or Vice President, in either case who hold a position as Managing Director, Chief Financial Officer, General Counsel or Chief Administrative Officer or (iii) who report directly to our President and Chief Executive Officer, taking into account the recommendation of our President and Chief Executive Officer and such other information as the Committee believes appropriate;
- Administering our equity incentive plans, including authorizing restricted common shares, performance units, options and other equity-based awards under these plans;

- Retaining and terminating, in its sole discretion, third party consultants to assist in the evaluation of Trustee and executive compensation (with sole authority to approve any such consultant's fees and other terms of engagement); and
- Assessing the appropriate structure and amount of compensation for our Trustees.

Our Compensation Committee's charter does not authorize the Compensation Committee to delegate any of its responsibilities (including authority to award restricted common shares, performance units, options or other equity-based awards) to other persons, and the Compensation Committee has not delegated any of its responsibilities to other persons.

**Compensation Consultants.** Our Compensation Committee recognizes the importance of objective, independent expertise and advice in carrying out its responsibilities. In 2008 and 2009 and until the fourth quarter of 2010, our Compensation Committee retained Towers Watson as its consultant. In the fourth quarter of 2010, the Compensation Committee retained Pay Governance LLC as its consultant upon the spin-off of this firm, including the individual consultants that serve the Committee, from Towers Watson to form an independent executive compensation advisory firm. Our Compensation Committee selected Pay Governance and, before that, Towers Watson, as consultants because of their expertise and reputation. We have no affiliation with Pay Governance or with Towers Watson and their engagement and scope of services have been solely through our Compensation Committee.

During 2010, our compensation consultants advised our Compensation Committee on executive compensation matters, plan design and industry trends and practices. As directed by the Committee, the consultants prepared analyses for the Committee relating to all aspects of the compensation of our executives. They advised the Committee on market practices regarding executive compensation, including annual incentive awards and long-term incentive pay, and reviewed our peer group and the market positioning of the compensation provided to our named executive officers and other senior executives. The consultants meet privately with the Committee and individual Committee members from time to time to plan for Committee meetings and discuss executive compensation matters. Pay Governance does not provide other services to us.

**Role of Executives.** Our Compensation Committee seeks the views of our President and Chief Executive Officer in setting and administering our executive compensation programs. In particular, at the beginning of each year, Mr. Sweeney oversees the development of corporate, business unit/regional and individual goals for purposes of annual and long-term compensation. These goals are derived from our corporate business plan and include both quantitative measurements and qualitative considerations selected to reinforce and enhance achievement of our operating and growth objectives. The Compensation Committee reviews these goals with Mr. Sweeney, adopts revisions it deems appropriate and determines the final goals for compensation.

Following the end of each year, Mr. Sweeney reviews with the Compensation Committee the achievement of corporate, business unit/regional and individual goals and the performance of each other named executive officer and presents his evaluation of such executive officer's performance to the Committee. Decisions about individual compensation elements and total compensation are made by the Committee, using its judgment, focusing primarily on each named executive officer's performance against the officer's performance goals as well as our overall performance. With respect to the non-quantitative performance measures applicable to our executives, the Committee relies heavily on the views of Mr. Sweeney (other than as to himself). As President and Chief Executive Officer, Mr. Sweeney oversees the day to day performance of the other named executive officers. As such, our Compensation Committee believes that he is well positioned to evaluate their performance and make recommendations as to their overall compensation.

In addition to the role played by our President and Chief Executive Officer, our other executive officers (primarily Mr. Molotsky, our Executive Vice President and General Counsel, and Ms. Glassman, our Vice President — Human Resources) furnish such industry data and legal and financial analyses as the Committee requests from time to time.

**Peer Group Data.** In early 2008, in consultation with Towers Watson, our Compensation Committee developed a peer group as a frame of reference for our executive compensation, which continues to be used. Our Compensation Committee believes that peer group data are an indicator of compensation opportunities at companies that might recruit our executives and the data therefore help the Committee set compensation at competitive levels. Our Compensation Committee selected these companies because they acquire, sell, develop, lease and manage sizeable office real estate portfolios or own both office and industrial properties. Our Compensation Committee did not consider the compensation practices of any of the peer group companies in selecting them for inclusion in the peer group. Moreover, the Committee does not set specific pay targets or otherwise engage in formal “benchmarking” of compensation of our executives against executives at peer group companies. The Committee does, however, attempt to set total compensation for each named executive near the middle of the peer group data while allowing for the possibility of greater or lesser compensation based upon our corporate and individual performance. The peer group used for 2010 compensation did not change from 2009 and is comprised of the following companies:

- Alexandria Real Estate Equities Inc.
- BioMed Realty Trust Inc.
- Corporate Office Properties Trust Inc.
- Duke Realty Corporation
- Douglas Emmett, Inc.
- First Industrial Realty Trust, Inc.
- Highwoods Properties, Inc.
- Commonwealth REIT
- Kilroy Realty Corp.
- Lexington Corporate Properties Trust
- Liberty Property Trust
- Mack-Cali Realty Corporation
- Maguire Properties, Inc.
- PS Business Parks, Inc.
- Washington Real Estate Investment Trust

In its assessment of our compensation practices, our Compensation Committee reviews peer group and REIT industry data (including data compiled by FPL Advisory Group and NAREIT) and analyses prepared by its compensation consultant.

**Timing.** Our Compensation Committee makes final compensation determinations in the first quarter of each year. Annual incentive awards and equity-based long-term incentive awards are typically made in early March. This timing allows us to close our books for the prior year and provides the Compensation Committee with sufficient time to evaluate our executives against their individual performance goals and our corporate performance. See “—Additional Compensation Information — Timing of Equity and other Awards.” On March 2, 2011, our Compensation Committee set 2011 base salaries for our executives, approved 2010 annual incentive awards and granted equity-based long-term incentive awards, as summarized in the following tables.

**Capsule Information: Base Salaries.** The table below shows 2010 and 2011 base salary information for each of our named executive officers.

<b>Executive</b>	<b>2010 Base Salary</b>	<b>2011 Base Salary</b>	<b>% Increase</b>
Gerard H. Sweeney	\$ 600,000	\$ 600,000	0%
Howard M. Sipzner	\$ 440,000	\$ 440,000	0%
Brad A. Molotsky	\$ 350,000	\$ 350,000	0%
Robert K. Wiberg	\$ 285,000	\$ 285,000	0%
H. Jeffrey DeVuono	\$ 285,000	\$ 325,000	14%

**Capsule Information: 2010 Annual Incentive Awards.** The table below shows the 2010 annual incentive targets for our named executive officers, expressed as a percentage of their 2010 base salaries and as dollar amounts, and the actual amounts awarded to them on March 2, 2011.

<b>Executive</b>	<b>2010 Base Salary</b>	<b>2010 Annual Incentive Award Percentage Target</b>	<b>2010 Annual Incentive Award Opportunity at Target</b>	<b>Actual 2010 Annual Incentive Award</b>
Gerard H. Sweeney	\$ 600,000	200%	\$ 1,200,000	\$ 900,000
Howard M. Sipzner	\$ 440,000	100%	\$ 440,000	\$ 317,000 <sup>(1)</sup>
Brad A. Molotsky	\$ 350,000	80%	\$ 280,000	\$ 232,400
Robert K. Wiberg	\$ 285,000	75%	\$ 213,750	\$ 164,588
H. Jeffrey DeVuono	\$ 285,000	75%	\$ 213,750	\$ 235,000

<sup>(1)</sup> Does not include a \$200,000 signing bonus paid to Mr. Sipzner upon his entry into a replacement employment agreement on February 3, 2010. See “—Employment and Other Agreements.”

**Capsule Information: 2010 and 2011 Equity-Based Long-Term Incentive Awards.** Our Compensation Committee awards equity-based long-term incentives by reference to percentages of base salary of the applicable executives. The target percentages are subject to the sole discretion of the Committee and were as follows for the awards made on March 4, 2010 and March 2, 2011: Mr. Sweeney (300%); Mr. Molotsky (150%); Mr. Wiberg (125%); and Mr. DeVuono (125%). Mr. Sipzner’s employment agreement includes a 165% target, with the amount of any award subject to the Committee’s sole discretion. The table below shows the equity-based long-term incentive awards granted to each of our named executive officers on March 4, 2010 and March 2, 2011.



Executive	Awarded March 4, 2010				Awarded on March 2, 2011			
	Restricted Shares (#)	Performance Units (#)	Options (#)(1)	Grant Date Fair Value of Share and Option Awards(2)	Restricted Shares (#)	Performance Units (#)	Options (#)(3)	Grant Date Fair Value of Share and Option Awards(4)
Gerard H. Sweeney	48,716	33,830	239,726	\$ 1,800,000	46,102	32,930	189,701	\$ 1,787,214
Howard M. Sipzner	17,391	12,077	67,243	\$ 589,050	18,441	13,172	59,621	\$ 654,891
Brad A. Molotsky	15,058	10,457	58,219	\$ 510,000	14,669	10,478	47,425	\$ 520,938
Robert K. Wiberg	10,149	7,048	39,241	\$ 343,750	9,954	7,110	32,182	\$ 353,495
H. Jeffrey DeVuono	10,149	7,048	39,241	\$ 343,750	9,954	7,110	32,182	\$ 353,495

- (1) The options shown for each executive include 8,841 incentive stock options, with the balance consisting of non-qualified options.
- (2) The table captioned "Grants of Plan-Based Awards" and notes (3) and (4) to the Summary Compensation Table included later in this proxy statement set forth the grant date fair values of each of the three components of equity-based long-term incentive awards shown in this column and the assumptions used in computing these values.
- (3) The options shown for each executive include 8,410 incentive stock options, with the balance consisting of non-qualified options.
- (4) The amounts shown in this column represent the grant date fair value of awards on the date of grant, computed in accordance with FASB ASC Topic 718. Whether the named executive officers ultimately realize any of the value of the equity awards generally depends on, in the case of the performance units, our total shareholder return during the three-year period beginning January 1, 2011 and ending December 31, 2013 relative to the real estate investment trusts included in the MSCI US REIT Index's gross index, and, in the case of restricted common shares, continued employment with us. Generally, the grant date fair value is the amount that we would expense in our financial statements over the vesting period of the applicable award. The grant date fair value of each restricted share awarded on March 2, 2011 equaled the closing price of our common shares on the New York Stock Exchange on that date (\$11.89). The grant date fair value for each performance unit awarded on March 2, 2011 was \$16.37 and was determined using a Monte Carlo simulation probabilistic valuation model. We have summarized the assumptions that we used in our valuation model for these performance units later in this section under the caption "Equity-Based Long-Term Incentive Compensation — Performance Units." The grant date fair value for each option awarded on March 2, 2011 was \$3.69 and was calculated using a Black-Scholes model with the following material assumptions: a long-term average dividend yield of 5.01%, a volatility rate of 48.02%, a risk-free interest rate of 2.86%, and a weighted average option term of approximately seven years.

## Discussion

The principal components of our executive compensation consist of:

- Base salary;
- Annual incentive awards; and
- Equity-based long-term incentives.

Other components of executive compensation include:

- Health and disability coverage, 401(k) matching contributions, life insurance, deferred compensation;
- An opportunity to participate in our employee share purchase plan; and
- Change-in-control benefits.

Each of the principal components of our executive compensation furthers one or more of our compensation objectives identified under “Overview” set forth above and:

- Aligns management and shareholder interests;
- Aligns pay programs with our business strategy;
- Provides retention and recruitment incentives; and
- Provides appropriate, market based equity ownership by officers.

Our Compensation Committee considers each component as part of a total compensation package and, therefore, evaluates the impact on each component on each of the other components in making compensation determinations.

**Base Salary.** Base salary represents the fixed portion of an executive’s compensation and is paid on a bi-weekly basis. Accordingly, base salary provides a regular stream of income and financial security. In setting base salaries, our Compensation Committee considers the responsibilities, skills, experience and performance of the executives and relies heavily on the views of our President and Chief Executive Officer as to the impact, contribution and expertise of our executives (except in the case of himself and his compensation). In setting base salaries, our Compensation Committee also considers the linkage of base salaries to the elements of our compensation that are tied to base salaries (such as severance and change in control benefits and annual and long-term incentive targets that are computed as a multiple of base salary). As part of the annual compensation process, the Committee may adjust base salaries to reflect changes in market data or in an executive’s responsibilities, skills, experience and performance. In establishing 2011 base salaries for our named executive officers, our Compensation Committee concurred in the recommendation of our President and Chief Executive Officer that no increase be made in his base salary (which has remained unchanged since March 2007) or in the base salary of any of the other named executive officers (other than a \$40,000 increase in the base salary of Mr. DeVuono). Mr. Sweeney recommended the increase in Mr. DeVuono’s base salary after reviewing market data and the increase in Mr. DeVuono’s responsibilities. Mr. Sipzner’s base salary is set in his employment agreement. See “Compensation Tables and Related Information — Agreement with our Executive Vice President and Chief Financial Officer.”

**Annual Incentive Awards.** Annual incentive awards are designed to reward executives for achievement of annual performance goals linked to the achievement of our annual corporate goals. Each year our Compensation Committee establishes a target amount for annual incentive awards for each executive, with the target amount expressed as a percentage of the executive’s base salary. The targeted amounts take into account all factors that the Committee deems relevant, including the recommendation of Pay Governance LLC as to competitive compensation levels, the recommendation of our President and Chief Executive Officer (except with respect to his own target), the nature and responsibility of the executives and the Committee’s view of market conditions. As described above under “Capsule Information: 2010 Annual Incentive Awards,” the 2010 target percentages for annual incentive awards for our named executive officers were: Mr. Sweeney (200%); Mr. Sipzner (100%); Mr. Molotsky (80%); Mr. Wiberg (75%); and Mr. DeVuono (75%). As discussed below, actual annual incentive awards may be higher or lower than target.

Annual incentive awards are computed primarily on the basis of performance within three categories and reflected in a “scorecard”: corporate, business unit/regional and discretionary. The “corporate” and “business unit/regional” categories include performance measures that are derived from, or that seek to reinforce, our annual corporate business plan developed by our Board of Trustees and senior management. The “discretionary” category is tied to non-quantitative individual goals, including corporate initiatives, social/community activities (including participation on charitable and civic boards) and departmental leadership. Measurement of performance for this category is subjective.

The table below sets forth the relative weightings of each of these three categories for 2010 and 2011. The specific weightings reflect the different roles and responsibilities of our named executive officers. In particular, the relatively higher weightings of “Business Unit/Regional” for Messrs. Wiberg and DeVuono compared to the other named executives reflect their operational roles in specific geographic regions whereas the relatively higher weightings of “Corporate” for Messrs. Sweeney, Sipzner and Molotsky reflect their company-wide responsibilities.

<b>Executive</b>	<b>2010/2011</b>		
	<b>Corporate</b>	<b>Business Unit/ Regional</b>	<b>Discretionary</b>
Gerard H. Sweeney	80%	0%	20%
Howard M. Sipzner	60%	20%	20%
Brad A. Molotsky	60%	20%	20%
Robert K. Wiberg	40%	40%	20%
H. Jeffrey DeVuono	40%	40%	20%

With respect to corporate and business unit/regional goals, the Committee sets a threshold, target and maximum payout shortly after the beginning of each year or as soon as practicable thereafter. If an executive were to exceed target in a particular area, the executive may be awarded up to 150% of the relevant component. If the executive were not to achieve the threshold for the component, the executive would not receive a payout for that component. Our framework for annual incentive awards for executives contemplates that, after taking into account each executive’s individual scorecard, the Compensation Committee may exercise discretion in setting individual awards, including setting awards below the pool accrued for annual incentive awards. For example, an executive with a \$300,000 base salary and an annual incentive target percentage of 75% would have an unadjusted annual incentive opportunity of \$225,000. If the executive were to achieve 100% of his or her goals, and the Committee determined that we should pay out 90% of the aggregate accrued annual incentive pool, then the adjusted annual incentive for the executive would be \$202,500. Factors the Committee may use in adjusting the pool include, but are not limited to, our share price performance, the extent of achievement/failure to meet corporate goals, our performance relative to peer companies and general economic/industry conditions.

Following the end of each year, our President and Chief Executive Officer reviews with the Compensation Committee achievements relative to corporate, business unit/regional and individual performance objectives as well as our performance compared to our business plan for the prior year and submits recommendations for annual incentive awards based on his assessment of our overall and individual achievements. The Compensation Committee analyzes the recommendations and has unrestricted authority to modify them. The Committee generally does not adjust corporate or business unit/regional goals, but may do so to take into consideration acquisitions, divestitures or financings, or significant events such as dislocations in the stock market. Based on our 2010 results, and the relative weightings applied to each component, the named executive officers were entitled to a payout of approximately 112% of the "corporate" portion of the annual incentive award opportunity. However, the Committee concurred in the recommendation of our President and Chief Executive Officer that the pay-out percentage of the annual incentive awards tied to the corporate portion be adjusted downward from 112% to 85%, primarily to reflect the year-end occupancy of our portfolio (approximately 85.6% at December 31, 2010), our "same store" performance relative to selected peer companies and our total shareholder return relative to selected peer companies over one and three-year time frames. The amount of this downward adjustment was subjective. We summarize directly below the specific 2010 performance measures that comprised the corporate portion of the annual incentive awards.

**Corporate Goals.** Key 2010 corporate goals were tied to our operational performance and capital targets. The goals tied to operational performance and capital targets represented 60% and 40%, respectively, of the corporate component of our annual incentive award opportunity for 2010.

The key operational goals for 2010, and their weightings, were comprised of:

<b>Performance Measure</b>	<b>Weighting</b>
<b>Operational</b>	
Funds From Operations (FFO) <sup>1</sup>	10%
Cash Available for Distribution (CAD) <sup>2</sup>	10%
Same-Store Net Operating Income Growth <sup>3</sup>	10%
Speculative Revenue	15%
Year-end Occupancy	5%
Same-Store Operating Margins	5%
Lease Retention Rate	5%
Subtotal	60%

The key capital targets for 2010, and their weightings, were comprised of:

<b>Capital</b>	
Core Sales/Joint Venture Activity	10%
Sourced Investment Activity	5%
Leverage Ratio	15%
Unsecured Indebtedness Strategy	10%
Subtotal	40%
Total	100%

- (1) *We compute FFO in accordance with standards established by the National Association of Real Estate Investment Trusts (NAREIT), which may not be comparable to FFO reported by other REITs that do not compute FFO in accordance with the NAREIT definition, or that interpret the NAREIT definition differently than we do. NAREIT defines FFO as net income (loss) before non-controlling interests of unit holders (preferred and common) and excluding gains (losses) on sales of property and extraordinary items (computed in accordance with GAAP); plus real estate related depreciation and amortization (excluding amortization of deferred financing costs), and after similar adjustments for unconsolidated joint ventures. Net income, the GAAP measure that we believe to be most directly comparable to FFO, includes depreciation and amortization expenses, gains or losses on property sales, extraordinary items and non-controlling interests. To facilitate a clear understanding of our historical operating results, FFO should be examined in conjunction with net income (determined in accordance with GAAP) as presented in the financial statements included in our Annual Report on Form 10-K for the year ended December 31, 2010. FFO does not represent cash flow from operating activities (determined in accordance with GAAP) and should not be considered to be an alternative to net income (loss) (determined in accordance with GAAP) as an indication of our financial performance or to be an alternative to cash flow from operating activities (determined in accordance with GAAP) as a measure of our liquidity, nor is it indicative of funds available for our cash needs, including our ability to make cash distributions to shareholders. For information purposes, we also provide FFO adjusted for impairment charges. Although our calculation of FFO as adjusted differs from NAREIT's definition of FFO and may not be comparable to that of other REITs and real estate companies, we believe it provides a meaningful supplemental measure of our operating performance because we believe that by excluding impairment charges, shareholders and potential investors are presented with an indicator of our operating performance that more closely achieves the objectives of the real estate industry in presenting FFO.*

- (2) *Cash available for distribution, or CAD, is a non-GAAP financial measure that is not intended as an alternative to cash flow from operating activities as determined under GAAP. CAD is presented in our investor presentations solely as a supplemental disclosure with respect to liquidity because we believe it provides useful information regarding our ability to fund our distributions. Because other companies do not necessarily calculate CAD the same way as we do, our presentation of CAD may not be comparable to similarly titled measures provided by other companies.*
- (3) *Net operating income ("NOI") is a non-GAAP financial measure equal to net income available to common shareholders, the most directly comparable GAAP financial measure, plus corporate general and administrative expense, depreciation and amortization, interest expense, non-controlling interests in our operating partnership subsidiary and losses from early extinguishment of debt, less interest income, development and management income, gains from property dispositions, gains on sale from discontinued operations, gains on early extinguishment of debt, income from discontinued operations, income from unconsolidated joint ventures and non-controlling interests in property partnerships. In some cases, we also present NOI on a cash basis, which is NOI after eliminating the effect of straight-lining of rent and deferred market intangible amortization. NOI presented by us is not necessarily comparable to NOI reported by other REITs. NOI should not be considered an alternative to net income as an indication of our performance, or as an alternative to cash flow from operating activities as a measure of our liquidity or ability to make cash distributions to shareholders.*

We summarize below actual performance against targets for 2010:

- Each of FFO and CAD formed 10% of the corporate metric. Our FFO target for 2010 was \$1.27. Our actual FFO for 2010 was \$1.33. Our CAD target for 2010 was \$0.85. Our actual CAD for 2010 was \$0.92. We exceeded the target for each of these metrics. Our FFO was 104.7% of target and our CAD was 108.2% of target.
- Same store net operating income growth (“SSG”) measures internal growth at properties in our portfolio. Our 2010 target GAAP SSG was (5.20%) and we achieved (4.40%). Our 2010 target cash SSG was (6.00%) and we achieved (5.10%) cash SSG. We achieved 115.4% of the 2010 target GAAP SSG and 115.0% of the 2010 target cash SSG, which were collectively weighted 10% of our corporate metric.
- Speculative revenue achievement formed 15% of our corporate metric and reflects lease activity against an internal target. Our 2010 internal target was \$27.8 million and our actual achievement was \$29.9 million, or 107.6% of target.
- Our year-end occupancy target of 86% formed 5% of our corporate metric and our actual year-end occupancy was 85.6%, or 99.5% of target.
- Same store operating margins are ratios that compare our same store net operating income to our same store revenues. Our 2010 target, which formed 5% of our corporate metric, was 58% and our actual 2010 same store operating margin was 58.8%, or 101.4% of target.
- Lease retention rate, which formed 5% of our corporate metric, reflects our renewal of existing leases against internal targets. Our lease retention target for 2010 was 55% and our actual achievement was 64%, or 116.45% of target.
- Core Sales/Joint Venture activity relates to assets sold or contributed into joint ventures for strategic purposes. This goal was weighted 10% of our corporate metric. We did not meet this target in 2010, as our actual achievement was \$52.6 million and our target was \$80 million.
- Sourced Investment activity, which formed 5% of our corporate metric, relates to capital transactions. Our actual qualifying activity (approximately \$1.6 billion) exceeded our 2010 target, resulting in a 150% achievement.
- Leverage target is a ratio of debt against gross asset values, excluding cash, and formed 15% of our corporate metric. Our 2010 target was 45% and our actual year-end ratio was 44.4%, yielding an achievement of 101.4%.
- Unsecured indebtedness, which formed 10% of our corporate metric, relates to our year-end unsecured debt balances under our credit facility against internal targets. Our year-end balance was \$183 million and our target was \$150 million. Based on this shortfall we did not meet our minimum for this metric.

**Business Unit/Regional Goals.** As noted above, four of our named executive officers received annual incentive awards based in part upon the performance of their respective business units or regions. Because each of Messrs. Wiberg and DeVuono oversee specific regions of our operations (Metropolitan DC and our California regions in the case of Mr. Wiberg, and our Pennsylvania region in the case of Mr. DeVuono), the performance metrics for the business unit/regional portion of their scorecard include region-specific operational performance measures tied to leasing revenues, capital cost controls, same store net operating income, occupancy levels and lease renewals. The business unit/regional performance measures for our other two named executive officers with business unit/regional goals are non-quantitative and the measurement of achievement involves judgment and subjectivity. The 2010 business unit performance measures for Mr. Sipzner, as our chief financial officer, related to (i) quality and timeliness of our financial reporting; (ii) operational efficiencies and process improvement; (iii) corporate controls and support of our internal audit group; and (iv) sourcing of new debt and equity capital. Mr. Molotsky, as our chief legal officer, has direct oversight for a variety of matters. For 2010, his business unit goals were allocated among (a) general counsel responsibilities, including legal compliance and risk management; (b) legislative affairs, including internal communications on pending legislative and regulatory changes; (c) company environmental and sustainability initiatives; and (d) broader-based corporate responsibilities, including assuring ongoing integration of inter-department initiatives.



**Individual Goals.** Individual goals for our executive officers are tied to executive leadership and managerial performance and are evaluated on a subjective basis annually. These goals are intended to move our company and the individual executive's business unit or region forward in terms of organizational structure, improve on such practices as collaboration among business units or enterprise-wide thinking and address development of junior executives and succession planning. Individual performance for Mr. Sweeney is determined by the Compensation Committee. The Committee also determines individual performance for the other named executive officers after receiving recommendations from Mr. Sweeney. None of the individual goals included quantitative measures, and our Compensation Committee assigned no specific weighting to any of these goals, but rather assessed overall achievement levels in determining annual incentive awards. Individual goals for Mr. Sweeney in 2010 included (i) providing ongoing strategic leadership; (ii) proactive management of sources and uses of capital, including oversight of our portfolio allocation goals; and (iii) active management of career development of high potential officers within our company.

**President and Chief Executive Officer Annual Incentive Award.** As discussed above, our Compensation Committee approves the performance goals for our President and Chief Executive Officer each year following review of our annual business plan and key objectives for that year. For 2010, 80% of the annual incentive award opportunity for Mr. Sweeney was tied to "corporate" performance measures (with the components and targets identified above) and 20% reflected the exercise of discretion by our Compensation Committee, based on its subjective assessment. This assessment covered Mr. Sweeney's representation and leadership of our company and strategic vision. As discussed above, based on our 2010 business results, and the relative weightings in our 2010 scorecard, Mr. Sweeney achieved approximately 112% of the corporate portion of his annual incentive award opportunity. However, the Compensation Committee concurred in his recommendation that the pay-out percentage of the annual incentive award tied to the corporate portion be adjusted downward to 85%, primarily to reflect the year-end occupancy of our portfolio (approximately 85.6% at December 31, 2010), our "same store" performance relative to selected peer companies and our total shareholder return relative to selected peer companies over one and three-year time frames.

We do not have policy differences with respect to the compensation of individual executive officers even though the level of compensation may differ based on scope of responsibilities and performance. The compensation disparity between our President and Chief Executive Officer and the other executive officers is primarily due to our President and Chief Executive Officer having significantly greater responsibilities for management and oversight of our business.

**2011 Goals.** Our 2011 business plan reflects our current focus on leasing of space at our existing portfolio and operating cost control and our longer-term strategy of growth through acquisition, ownership, management and development of office properties. Our corporate, business unit/regional and individual goals and objectives for annual incentive awards for 2011 include performance measures similar to those used in 2010 and are calibrated to promote achievement of our business plan.

#### **Equity-Based Long-Term Incentive Compensation.**

Consistent with our compensation objectives, our equity-based long-term incentive program is designed to assist us in attracting and retaining high quality executives, while tying a significant portion of compensation to our financial performance, principally in the case of this program our total shareholder return. Given the influence of our more senior executives on our overall performance, we have allocated a larger percentage of their compensation to the variable performance associated with equity-based awards.

The amounts presented in the Summary Compensation Table for Share Awards and Option Awards reflect the aggregate grant date fair values of share-based awards and option awards granted during the indicated years. Accordingly, the amounts shown in the Summary Compensation Table for 2010 Share Awards and 2010 Option Awards refer to the awards granted on March 4, 2010. We address directly below the methodology for the determination of these awards.



For the March 4, 2010 awards, the Compensation Committee, after consultation with Towers Watson, determined a market based competitive target percentage and target value, expressed as a percentage of base salary, as set forth above. See “—Overview.” These target values were set as a percentage of base salaries ranging from 125% to 300%. The awards were comprised of three components: restricted common shares, performance units and options. After consultation with Towers Watson and our President and Chief Executive Officer, the Compensation Committee determined to allocate these awards substantially equally among time vested restricted common shares, performance units and share option awards. In the case of our President and Chief Executive Officer, the allocation (based on relative grant date fair values) was: restricted common shares (31%), performance units (30%) and options (39%). The Compensation Committee believes that these three components in combination create an effective link between ultimate value realizable by our executives and our longer-term performance and also enhance retention by conditioning payouts on continued service with us during the performance or vesting periods. We describe below the material terms of these components.

For the March 2, 2011 awards, the Compensation Committee, after consultation with Pay Governance, determined a market based competitive target percentage and target value, expressed as a percentage of base salary, as set forth above. See “—Overview.” Consistent with the framework applicable to the March 4, 2010 awards, the awards made on March 2, 2011 were comprised of three components: restricted common shares, performance units and options. Consistent with the rationale it followed for the March 4, 2010 awards, the Committee determined to allocate these awards substantially equally among time vested restricted common shares, performance units and share option awards. In the case of our President and Chief Executive Officer, the allocation (based on relative grant date fair values) was: restricted common shares (30%), performance units (31%) and options (39%).

**Time Vested Restricted Common Share Awards.** Each restricted common share has a value equal to one common share as of the close of the market on the day of grant. Restricted common shares (commonly referred to as “time-vested restricted common shares”) vest on the third anniversary of the award date and, upon vesting, each share is settled for one common share. Vesting would accelerate if we were acquired or underwent a change in control or if the recipient of the award were to die, become disabled or terminate employment in a qualifying retirement prior to the vesting date. A recipient of restricted common shares forfeits the shares if his or her employment with us terminates prior to the scheduled or (if applicable) accelerated vesting date. We pay cash dividend equivalents on each restricted common share during the three-year vesting period.

**Performance Units.** Each performance unit represents the right to earn common shares. The number of common shares, if any, deliverable to award recipients depends on our performance, based on total return to shareholders over the “Measurement Period” compared to the total return to shareholders for real estate investment trusts included in the MSCI US REIT Index’s gross index (the “Index REITs”). The Measurement Period for the awards made on March 4, 2010 is the period that commenced on January 1, 2010 and that ends on the earlier of December 31, 2012 or the date of a change in control (or, in the case of an individual participant, death, disability or qualifying retirement). Similarly, the Measurement Period for the awards made on March 2, 2011 is the period that commenced on January 1, 2011 and that ends on the earlier of December 31, 2013 or the date of a change in control (or, in the case of an individual participant, death, disability or qualifying retirement). Our total return to shareholders for the Measurement Period will be compared to the total return to shareholders for the Index REITs over the same period. The number of performance units credited to award recipients’ accounts will be increased by dividends paid during the Measurement Period. Dividends will be deemed credited to the performance unit accounts and applied to “acquire” more performance units for the

account of the award recipient at the closing price per common share on the dividend payment date. Performance units will be settled in common shares at the end of the Measurement Period unless the award recipient elects to defer the receipt of payment to a later date. At the end of the Measurement Period, the number of base units then represented by the performance unit will be converted into common shares, provided that our total return to shareholders ranking among Index REITS is at or above the 25<sup>th</sup> percentile. If our ranking is below the 25<sup>th</sup> percentile, the conversion factor will be zero, no common shares will be paid and the performance unit will lapse. At any ranking at or above the 25<sup>th</sup> percentile and up to and including the 50<sup>th</sup> percentile, the conversion factor will be equal to the product of our percentile ranking times two. For example, assume that our total return to shareholders places us at the 40<sup>th</sup> percentile. We would then multiply 40% by two and the conversion factor would be 80%. The number of common shares that we would then issue would equal 80% of the total number of base units then represented by a performance unit. Accordingly, if a performance unit represented 2.5 base units at the end of the Measurement Period (with the incremental 1.5 base units attributable to dividend reinvestment), then the recipient would receive two common shares (i.e., 80% multiplied by 2.5). At any ranking above the 50<sup>th</sup> percentile and below the 75<sup>th</sup> percentile, the multiplier will be determined through a straight-line interpolation and the conversion factor would be the mid-point between 100% and 200%. For example, assume that our ranking places us at the 62.5<sup>th</sup> percentile. This ranking is the exact mid-point between the 50<sup>th</sup> and 75<sup>th</sup> percentiles. Through a straight-line interpolation, the conversion factor would be the mid-point between 100% and 200%: 150%. A performance unit representing 2.5 base units at the end of the Measurement Period would therefore represent the right to receive 3.75 common shares (i.e., 150% multiplied by 2.5). At any ranking at or above the 75<sup>th</sup> percentile, the multiplier is fixed at two (2). Thus, if our ranking places us at or above the 75<sup>th</sup> percentile, the payment will be based on the product of the award recipient's base units multiplied by two.

**Share Option Awards.** Each option awarded on March 4, 2010 has a per share exercise price of \$11.31 (equal to the closing price of our common shares on March 4, 2010), vests ratably over three years and has a ten-year term. Vesting of the options would accelerate upon the same events that would trigger accelerated vesting of restricted common shares. Options to purchase our common shares are valued using a Black Scholes model. The options issued to our executives in March 2010 had a grant date fair value of \$2.92 per option. The assumptions used in the Black Scholes model to determine this fair value were: a risk-free interest rate of 3.03%, a long-term average dividend yield of 6.53%, a volatility rate of 46.89% and a weighted average option term of approximately seven years.

Like the options awarded on March 4, 2010, options awarded on March 2, 2011 vest ratably over three years and have a ten-year term. These 2011 options have a per share exercise price of \$11.89 (equal to the closing price of our common shares on March 2, 2011). Based on a Black Scholes model, the 2011 options had a grant date fair value of \$3.69 per share. The assumptions used in the Black Scholes model to determine this fair value were: a risk free interest rate of 2.86%, a long-term average dividend yield of 5.01%, a volatility rate of 48.02% and a weighted average option term of approximately seven years.

**Vesting and Forfeiture Provisions.** Restricted common shares, performance units and options that remain unvested upon the holder's termination of employment with us will vest or be forfeited depending on the reason for the termination. The table below, as supplemented by the notes to the table, summarizes these provisions:

<u>Reason for Termination</u>	<u>Unvested Awards</u>	<u>Impact on Expiration Date of Vested Options</u>
Termination for Cause	Forfeit	Options expire immediately upon termination
Voluntary Termination by Executive other than in Qualifying Retirement (1)	Forfeit	Options expire 90 days from date of termination
Termination without Cause (2)	Forfeit	Options expire 90 days from date of termination
Change in Control	Vesting restrictions lapse; early measurement period for performance units	Options expire upon a Change in Control
Death	Vesting restrictions lapse; early measurement period for performance units	Options expire one year from date of death
Disability	Vesting restrictions lapse; early measurement period for performance units	Options expire one year from date of termination for disability
Qualifying Retirement (for awards granted prior to March 2, 2011)	Forfeit, except in the case of performance units, for which there is an early measurement period	Options expire 90 days from date of termination
Qualifying Retirement (for awards granted on March 2, 2011)	Vesting restrictions lapse; early measurement period for performance units	Options expire at end of the stated term in the applicable option award agreement

- (1) *Qualifying Retirement means an executive's voluntary termination of employment after reaching age 57 and accumulating at least 15 years of service with us. None of our named executive officers has met conditions to elect a qualifying retirement as of the date of this proxy statement.*
- (2) *The employment agreements for Messrs. Sweeney and Sipzner provide for the lapse of vesting restrictions on their restricted common shares and options if either were to be terminated without cause or to resign for good reason.*

#### **Deferred Compensation Plan**

We offer a deferred compensation plan that enables our executives to defer a portion of their base salaries, annual incentive awards and equity awards. The amounts deferred are not included in the executive's current taxable income and, therefore, are not currently deductible by us. The executives select from a limited number of mutual funds and investment alternatives which serve as measurement funds, and the deferred amounts are increased or decreased to correspond to the market value of the selected investments. We do not consider any of the earnings credited under the deferred compensation plan to be "above market." We do not provide any matching contribution to any executive officer who participates in this plan, other than a limited amount to make up for any loss of matching contributions under our Section 401(k) plan. An executive who defers more than 25% of his or her annual incentive award into the Company Share Fund under the deferred compensation account is entitled to a 15% discount on the share equivalents credited on account of the excess. We maintain this plan to help ensure that our benefits are competitive. See "Compensation Tables and Related Information — Nonqualified Deferred Compensation."

## **Other Benefits**

Our executives participate in company-sponsored benefit programs available generally to all our salaried employees, including our non-qualified employee share purchase plan (approved by our shareholders in 2007) and our Section 401(k) plan, which for 2010 provided a dollar-for-dollar company matching contribution of 30% of the first 6% of eligible compensation contributed to the plan utilizing earnings not in excess of an amount established by the Internal Revenue Service (\$16,500 in 2010). Other benefits, such as health and dental plans, group term life insurance, short- and long-term disability insurance and travel accident insurance, are also available generally to all our salaried employees.

## **Perquisites**

We do not provide perquisites to our executive officers.

## **Post-Termination Benefits; Qualifying Retirement**

We provide post-employment benefits to our executive officers that vary based on the executive and the circumstances of the executive's termination. See "Employment and Other Agreements" and "Potential Payments upon Termination of Employment or Change-in-Control."

Our equity-based long-term incentive awards granted on March 2, 2011 provide for vesting of unvested awards upon a qualifying retirement and, in the case of options, continuation of the option for the balance of its scheduled term. A "qualifying retirement" means the termination of employment, other than for cause, after the employee has reached age fifty seven (57) and worked for us for at least fifteen (15) years. Our Compensation Committee believes that this definition of retirement is appropriate and rewards long-term contributions of employees to us. None of our named executive officers currently meets the age/service requirement for a qualified retirement.

We have "change of control" severance agreements with our executive officers (other than our President and Chief Executive Officer) which condition the executive's entitlement to severance following a change of control upon a so-called "double trigger." Under a double-trigger, the executive is entitled to severance only if, within a specified period following the change of control, the terms of his or her employment are adversely changed. The entitlement of our President and Chief Executive Officer to severance following a change of control is not conditioned on an adverse change in his employment terms; rather he would be entitled to severance if he were to resign or his employment were terminated. Our Compensation Committee believes that the severance protection that we provide is consistent with those maintained by our peer companies and is therefore important in enabling us to attract and retain high quality executives. We also believe it is in our best interest to have agreements with our senior executives that maintain their focus on, and commitment to, us notwithstanding a potential merger or other change of control transaction.

## **Additional Compensation Information**

**Timing of Equity and Other Awards.** We do not have any process or practice to time the grant of equity awards in coordination with our release of earnings or other material non-public information. Historically, our Compensation Committee has approved annual incentive awards and equity-based long-term incentive awards after the completion of each fiscal year, following review of pertinent fiscal year information and industry data. The date on which the Committee has met has varied from year to year, primarily based on the schedules of Committee members and the timing of compilation of data requested by the Committee. We do not time the release of material information to affect the value of executive compensation. The exercise price of option awards is the closing price of our common shares on the date of grant and we do not backdate options or grant options or equity-based awards retroactively.

**Compensation Recovery.** If we were required to restate our financial results due to material noncompliance with financial reporting requirements under the securities laws as a result of misconduct by an executive officer, applicable law permits us to recover incentive compensation from such executive officer (including profits realized from the sale of our securities). We do not have a policy apart from the legal requirements that provides for recovery of a compensatory award if a performance measure used to calculate the award is subsequently adjusted in a manner that would have reduced the size of the award. Although we have not previously experienced any such adjustment, if we were to experience such an adjustment, our Compensation Committee would assess the circumstances relating to the adjustment and take such actions as it believes to be appropriate, including, potentially, an action to recover the excess portion of the award.

**Share Ownership Requirements.** We maintain minimum share ownership requirements for our executives and Trustees. We include these requirements in our Corporate Governance Principles. Our executive officers are required to own, within five years of their election as an executive officer, the lesser of (x) 75% of the number of common shares or share equivalents awarded to such executive officer for no consideration (other than such officer's services) under an equity compensation program during the sixty-month period that precedes the testing date less shares withheld for taxes and (y) common shares or share equivalents that have a market value (based on the average of the closing common share prices as reported on the New York Stock Exchange for the twelve-month period ending on June 30 of the calendar year that precedes the date of computation) at least equal to a multiple of the officers base salary. In the case of our President and Chief Executive Officer, the multiple is six, and in the case of our other executive officers, the multiple is four. Each of our non-employee Trustees is expected to retain a number of common shares (or share equivalents), whether vested or not, at least equal to the number of restricted common shares awarded to the non-employee Trustee during the 36-calendar month period immediately preceding the test date, less shares withheld for taxes. Each of our executive officers and non-employee Trustees is in compliance with the share ownership requirements. If an officer were not to meet the requirements, the officer would be restricted from selling any common shares (or share equivalents) that have been or are thereafter awarded to him or her under any of our equity compensation programs until such officer met the requirements, except as required by law or upon the approval of the Board or the Compensation Committee or (except as to himself) the President and Chief Executive Officer.

**Hedging Prohibition.** Our executives and Trustees are prohibited from hedging their ownership or offsetting any decline in the market value of our shares, including by trading in publicly-traded options, puts, calls or other derivative instruments related to our shares.

**Pledges and Transactions in Shares.** Our insider trading policy requires that our General Counsel review and approve pledges of common shares by our Trustees and executives. Our policy also requires that all executive officers must review transactions involving our common shares (or common share-based instruments) with our General Counsel prior to entering into the transactions.

**Compensation and Risks.** Our Compensation Committee believes that the risks material to our business are those that derive from broad-based economic trends and specific trends related to the types of real estate we own and operate in our relevant markets. We do not believe that these risks are materially affected by, or materially arise from, our compensation policies and practices. We believe that our compensation policies and practices support achievement of competitive performance without unnecessary and excessive risk taking. Our annual incentive awards and equity-based long-term incentive awards are based on a variety of indicators of performance, thus diversifying the risk associated with any single indicator of performance. See "Discussion — Corporate Goals" set forth above. In addition, three-year vesting periods for our equity compensation awards and three-year performance periods in our annual awards of performance units, as well as our share ownership requirements, encourage our executives to focus on sustained share price appreciation rather than short-term results. Furthermore, compliance and ethical behavior are integral factors considered in all performance assessments.

**Accounting Considerations.** Prior to implementation of a compensation program and awards under the program, we evaluate the cost of the program and awards in light of our current budget and anticipated budget. We also review the design of compensation programs to assure that the recognition of expense for financial reporting purposes is consistent with our financial modeling. Under FASB ASC Topic 718, the compensation cost recognized for an award classified as an equity award is fixed for the particular award and, absent modification, is not revised with subsequent changes in market prices of our common shares or other assumptions used for purposes of the valuation.

**Tax Considerations.** Prior to implementation of a compensation program and awards under the program, we evaluate the federal income tax consequences, both to us and to our executives, of the program and awards. Before approving a program, our Compensation Committee receives an explanation from our outside professionals as to the tax treatment of the program and awards under the program and assurances from our outside professionals that the tax treatment should be respected by taxing authorities.

Section 162(m) of the Internal Revenue Code limits the annual tax deduction for compensation to each of our President and Chief Executive Officer and our four other highest paid executive officers to \$1 million unless, in general, the compensation is paid under a plan that is performance-related, non-discretionary and has been approved by our shareholders. Because we qualify as a REIT under the Code and are generally not subject to Federal income taxes to the extent that we make distributions to shareholders in amounts at least equal to our REIT taxable income, we have not attempted to structure compensation to be fully deductible under Section 162(m).

We adopted our Deferred Compensation Plan for executives to provide them with an opportunity to save for the future without paying a current tax on the deferred amounts. In addition, we have awarded a portion of option awards in the form of incentive stock options in order to provide executives an opportunity to receive capital gains treatment on a portion of the value they may realize on exercise and sale of common shares underlying the options.

**Consideration of Prior Year Compensation.** The primary focus of our Compensation Committee in setting executive compensation is the executive's current level of compensation, including recent awards of long-term incentives, in the context of current levels of compensation for similarly situated executives at peer companies, taking into account the executive's performance and our corporate performance. The Committee has not adopted a formulaic approach for considering amounts realized by an executive from prior equity-based awards.

#### **Compensation Committee Report**

The Committee has reviewed and discussed the Compensation Discussion and Analysis with our management, which has the responsibility for preparing the Compensation Discussion and Analysis. Based upon this review and discussion, the Committee recommended to the Board that the Compensation Discussion and Analysis be included in our Annual Report on Form 10-K for the fiscal year ended December 31, 2010 and in our proxy statement for our 2011 annual meeting of shareholders.

- Charles P. Pizzi (Chair)
- Walter D'Alessio
- Michael J. Joyce

**Compensation Tables and Related Information**

**Compensation Tables and Related Information**

The following tables and footnotes set forth information, for the three most recent fiscal years, concerning compensation awarded to, earned by or paid to: (i) our President and Chief Executive Officer, (ii) our Executive Vice President and Chief Financial Officer and (iii) each of our three other most highly compensated executive officers in 2010 who were serving as executive officers at December 31, 2010 (our “named executive officers”).

**Summary Compensation Table**

Name and Principal Position	Year	Salary (1)	Bonus (2)	Share Awards (3)	Option Awards (4)	Non-Equity Incentive Plan Compensation (2)	All Other Compensation	Total
<b>Gerard H. Sweeney</b>	2010	\$ 600,000	—	\$ 1,102,069	\$ 700,000	\$ 900,000	\$ 199,914(5)	\$ 3,501,983
President and Chief Executive Officer	2009	\$ 600,000	\$ 210,000	\$ 660,561	\$ 21,654	\$ 840,000	\$ 100,161(5)	\$ 2,432,376
	2008	\$ 600,000	\$ 480,000	\$ 626,212	\$ 787,800	—	\$ 236,086(5)	\$ 2,730,098
<b>Howard M. Sipzner</b>	2010	\$ 434,087	\$ 200,000(6)	\$ 393,426	\$ 196,350	\$ 317,000	\$ 54,633(7)	\$ 1,595,496
Executive Vice President, Chief Financial Officer	2009	\$ 402,069	\$ 78,540	\$ 185,290	\$ 5,360	\$ 314,160	\$ 40,640(7)	\$ 1,026,059
	2008	\$ 404,469	\$ 355,000	\$ 272,004	\$ 78,000	—	\$ 50,390(7)	\$ 1,159,863
<b>Brad A. Molotsky</b>	2010	\$ 348,333	—	\$ 340,651	\$ 169,999	\$ 232,400	\$ 40,783(8)	\$ 1,132,166
Executive Vice President, General Counsel and Secretary	2009	\$ 335,636	\$ 54,400	\$ 156,893	\$ 4,546	\$ 217,600	\$ 25,004(8)	\$ 794,079
	2008	\$ 331,433	\$ 240,000	\$ 230,691	\$ 66,154	—	\$ 50,814(8)	\$ 919,092
<b>Robert K. Wiberg</b>	2010	\$ 283,333	—	\$ 229,597	\$ 114,584	\$ 164,588	\$ 33,000(9)	\$ 825,102
Executive Vice President and Senior Managing Director	2009	\$ 275,000	\$ 41,250	\$ 108,129	\$ 3,164	\$ 165,000	\$ 17,722(9)	\$ 610,265
	2008	\$ 274,167	\$ 180,000	\$ 160,550	\$ 46,038	—	\$ 45,520(9)	\$ 706,275
<b>H. Jeffrey DeVuono</b>	2010	\$ 283,333	—	\$ 229,597	\$ 114,584	\$ 235,000	\$ 30,773(10)	\$ 893,287
Executive Vice President and Senior Managing Director	2009	\$ 275,000	\$ 41,250	\$ 108,129	\$ 2,893	\$ 165,000	\$ 16,753(10)	\$ 609,025
	2008	\$ 270,833	\$ 178,000	\$ 146,815	\$ 42,100	—	\$ 29,317(10)	\$ 667,065

- (1) Executives are eligible to defer a portion of their salaries under our Nonqualified Deferred Compensation Plan. The amounts shown in this column have not been reduced by any deferrals under the Nonqualified Deferred Compensation Plan. Amounts deferred in 2010 are shown in the Nonqualified Deferred Compensation table below.
- (2) Amounts shown under the “Bonus” and “Non-Equity Incentive Plan Compensation” columns for 2010, 2009 and 2008 were approved by the Compensation Committee on March 2, 2011, March 4, 2010 and April 1, 2009, respectively. Executives are eligible to defer a portion of the amounts shown under the “Bonus” and “Non-Equity Incentive Plan Compensation” columns under our Deferred Compensation Plan. Amounts that are deferred into the Company Share Fund under our Deferred Compensation Plan may be entitled to a 15% discount to the market price of our common shares on the date of the award. See “Compensation Discussion and Analysis — Deferred Compensation Plan.” We disclose the amounts attributable to the 15% discount under the “All Other Compensation” column and the notes to that column. We have presented the 2010 annual incentive awards under the Non-Equity Incentive Plan Compensation column whereas we presented a portion of the 2009 annual incentive awards under each of the Bonus column (20%) and Non-Equity Incentive Compensation column (80%). For a discussion of the performance criteria applicable to the 2010 annual incentive awards, see “Compensation Discussion and Analysis — Discussion — Annual Incentive Awards.”



- (3) *This column represents the grant date fair value of Share Awards computed in accordance with FASB ASC Topic 718, excluding the effect of estimated forfeitures. Share Awards consist of (i) restricted common shares (or share equivalents) that vest on the third anniversary of the award date and (ii) awards of performance units. Restricted common shares (or share equivalents) vest early upon a change of control or upon the death, disability or qualifying retirement of the holder of the shares. The holder of restricted common shares (or share equivalents) is entitled to receive distributions on the shares from the date of the award. Vesting of the restricted common shares (or share equivalents) is not subject to performance-based conditions. The fair value of each restricted common share awarded in 2010 was equal to the closing price of our common shares on the New York Stock Exchange on the award date (\$11.31 on March 4, 2010). The fair value of performance units awarded in 2010 was determined using a Monte Carlo simulation probabilistic valuation model and was \$16.29 per performance unit. For purposes of the 2010 simulation, we assumed volatility of 50.1%, which was calculated based on the volatility of our share price over the preceding six years, using weekly share price observations (average peer volatility over the same period was 46.1%). Our actual total shareholder return from the beginning of the performance period through the grant date was 10.3%, which was calculated using a 60-day average share price as the beginning share price and the share price on the grant date as the ending share price (average peer shareholder return for the same period was 10.4%). The fair value of each restricted common share awarded in 2009 was equal to the closing price of our common shares on the New York Stock Exchange on the award date (\$2.91 on April 1, 2009). The fair value of performance units awarded in 2009 was determined using a Monte Carlo simulation probabilistic valuation model and was \$2.25 per performance unit. For purposes of the 2009 simulation, we assumed volatility of 42.8%, which was calculated based on the volatility of our share price over the preceding six years, using weekly share price observations (average peer volatility over the same period was 43.7%). Our actual total shareholder return from the beginning of the performance period through the grant date was -50.8%, which was calculated using a 60-day average share price as the beginning share price and the share price on the grant date as the ending share price (average peer shareholder return for the same period was -22.2%). The maximum potential value for performance units is not determinable. If the highest level of performance conditions were to be achieved then each performance unit, increased by any deemed dividend reinvestments, would convert into two common shares at the end of the three-year measurement period. The fair value of each restricted common share awarded in 2008 was equal to the closing price of our common shares on the New York Stock Exchange on the award date (\$17.61 on April 8, 2008). We did not award performance units in 2008.*
- (4) *This column represents the grant date fair value of Option Awards computed in accordance with FASB ASC Topic 718, excluding the effect of estimated forfeitures. Notes 15, 13 and 13 to the financial statements in our Annual Reports on Form 10-K for fiscal years 2010, 2009 and 2008, respectively, include a description of the assumptions that we made in determining grant date fair values. We have also summarized these assumptions, in the case of the 2010 awards, above, in “Compensation Discussion and Analysis — Discussion — Share Option Awards.”*
- (5) *Represents for 2010 (i) \$177,014 in dividends paid in 2010 on unvested restricted common shares and performance units; (ii) \$4,410 in employer matching and profit sharing contributions to our 401(k) retirement and profit sharing plan and deferred compensation plan; (iii) \$840 in life insurance premiums; and (iv) \$17,650 from participation in the Employee Share Purchase Plan. Represents for 2009 (i) \$92,075 in dividends paid in 2009 on unvested restricted common shares; (ii) \$2,984 in employer matching and profit sharing contributions to our 401(k) retirement and profit sharing plan and deferred compensation plan; (iii) \$720 in life insurance premiums; and (iv) \$4,382 from participation in the Employee Share Purchase Plan. Represents for 2008 (i) \$226,230 in dividends paid in 2008 on unvested restricted common shares and performance units; (ii) \$4,650 in employer matching and profit sharing contributions to our 401(k) retirement and profit sharing plan and deferred compensation plan; (iii) \$720 in life insurance premiums; and (iv) \$4,486 from participation in the Employee Share Purchase Plan.*
- (6) *Represents a \$200,000 signing bonus paid to Mr. Sipzner upon his entry into a replacement employment agreement on February 3, 2010. See “—Employment and Other Agreements.”*



- (7) Represents for 2010 (i) \$40,989 in dividends paid in 2010 on unvested restricted common shares and performance units; (ii) \$4,410 in employer matching and profit sharing contributions to our 401(k) retirement and profit sharing plan and deferred compensation plan; (iii) \$840 in life insurance premiums; and (iv) \$8,393 from participation in the Employee Share Purchase Plan. Represents for 2009 (i) \$23,176 in dividends paid in 2009 on unvested restricted common shares; (ii) \$2,072 in employer matching and profit sharing contributions to our 401(k) retirement and profit sharing plan and deferred compensation plan; (iii) \$720 in life insurance premiums; (iv) \$4,277 from participation in the Employee Share Purchase Plan; and (v) \$10,395 attributable to the 15% discount described in Note (2) above. Represents for 2008 (i) \$40,535 in dividends paid in 2008 on unvested restricted common shares and performance units; (ii) \$4,650 in employer matching and profit sharing contributions to our 401(k) retirement and profit sharing plan and deferred compensation plan; (iii) \$720 in life insurance premiums; and (iv) \$4,486 from participation in the Employee Share Purchase Plan.
- (8) Represents for 2010 (i) \$35,535 in dividends paid in 2010 on unvested restricted common shares and performance units; (ii) \$4,410 in employer matching and profit sharing contributions to our 401(k) retirement and profit sharing plan and deferred compensation plan; (iii) \$840 in life insurance premiums; and (iv) \$0 from participation in the Employee Share Purchase Plan. Represents for 2009 (i) \$21,284 in dividends paid in 2009 on unvested restricted common shares; (ii) \$3,000 in employer matching and profit sharing contributions to our 401(k) retirement and profit sharing plan and deferred compensation plan; and (iii) \$720 in life insurance premiums. Represents for 2008 (i) \$45,444 in dividends paid in 2008 on unvested restricted common shares; (ii) \$4,650 in employer matching and profit sharing contributions to our 401(k) retirement and profit sharing plan and deferred compensation plan; and (iii) \$720 in life insurance premiums.
- (9) Represents for 2010 (i) \$27,750 in dividends paid in 2010 on unvested restricted common shares and performance units; (ii) \$4,410 in employer matching and profit sharing contributions to our 401(k) retirement and profit sharing plan and deferred compensation plan; (iii) \$840 in life insurance premiums; and (iv) \$0 from participation in the Employee Share Purchase Plan. Represents for 2009 (i) \$13,862 in dividends paid in 2009 on unvested restricted common shares; (ii) \$3,140 in employer matching and profit sharing contributions to our 401(k) retirement and profit sharing plan and deferred compensation plan; and (iii) \$720 in life insurance premiums. Represents for 2008 (i) \$35,798 in dividends paid in 2008 on unvested restricted common shares; (ii) \$6,000 in employer matching and profit sharing contributions to our 401(k) retirement and profit sharing plan and deferred compensation plan; (iii) \$720 in life insurance premiums; and (iv) \$3,002 from participation in the Employee Share Purchase Plan.
- (10) Represents for 2010 (i) \$25,523 in dividends paid in 2010 on unvested restricted common shares and performance units; (ii) \$4,410 in employer matching and profit sharing contributions to our 401(k) retirement and profit sharing plan and deferred compensation plan; (iii) \$840 in life insurance premiums; and (iv) \$0 from participation in the Employee Share Purchase Plan. Represents for 2009 (i) \$12,786 in dividends paid in 2009 on unvested restricted common shares; (ii) \$3,265 in employer matching and profit sharing contributions to our 401(k) retirement and profit sharing plan and deferred compensation plan; and (iii) \$720 in life insurance premiums. Represents for 2008 (i) \$23,947 in dividends paid in 2008 on unvested restricted common shares; (ii) \$4,650 in employer matching and profit sharing contributions to our 401(k) retirement and profit sharing plan and deferred compensation plan; and (iii) \$720 in life insurance premiums.

**Grants of Plan-Based Awards**

Name	Grant Type	Grant Date	Estimated Future Payouts Under Non-Equity Incentive Plan Awards \$(1)			Estimated Possible Payouts Under Equity Incentive Plan Awards #(2)			All Other Share Awards: Number of Shares #(3)	All Other Option Awards: Number of Securities Underlying Options (#)	Exercise or Base Price of Option Awards (\$/Sh)	Grant Date Fair Value of Share and Option Awards (4)
			Threshold	Target	Maximum	Threshold	Target	Maximum				
Gerard H. Sweeney	Annual Incentive Performance Units	3/4/10	\$ 0	\$ 960,000	\$ 1,440,000	16,915	33,830	67,660			\$ 550,000	
	Options	3/4/10							239,726	\$ 11.31	\$ 700,000	
	Restricted Shares	3/4/10							48,716		\$ 550,000	
Howard M. Sipzner	Annual Incentive Performance Units	3/4/10	\$ 0	\$ 352,000	\$ 528,000	6,039	12,077	24,154			\$ 196,350	
	Options	3/4/10							67,243	\$ 11.31	\$ 196,350	
	Restricted Shares	3/4/10							17,391		\$ 196,350	
Brad A. Molotsky	Annual Incentive Performance Units	3/4/10	\$ 0	\$ 224,000	\$ 336,000	5,229	10,457	20,914			\$ 170,000	
	Options	3/4/10							58,219	\$ 11.31	\$ 170,000	
	Restricted Shares	3/4/10							15,058		\$ 170,000	
Robert K. Wiberg	Annual Incentive Performance Units	3/4/10	\$ 0	\$ 171,000	\$ 256,500	3,524	7,048	14,096			\$ 114,583	
	Options	3/4/10							39,241	\$ 11.31	\$ 114,583	
	Restricted Shares	3/4/10							10,149		\$ 114,583	
H. Jeffrey DeVuono	Annual Incentive Performance Units	3/4/10	\$ 0	\$ 171,000	\$ 256,500	3,524	7,048	14,096			\$ 114,583	
	Options	3/4/10							39,241	\$ 11.31	\$ 114,583	
	Restricted Shares	3/4/10							10,149		\$ 114,583	

- (1) The “Threshold” column represents the minimum amount payable when threshold performance is met. The “Target” column represents the amount payable if the specified performance targets are reached. The “Maximum” column represents the maximum payment opportunity. See the Summary Compensation Table above for the actual amounts of the annual incentive awards earned by each named executive officer for 2010. As discussed above, the amounts shown under this caption do not include the twenty percent discretionary component of annual non-equity incentive opportunities. We report this twenty percent discretionary component under the “Bonus” column of the Summary Compensation table. Target amounts shown reflect eighty percent of the base salary of the named executive multiplied by the annual incentive target for the named executive, and the maximum amounts shown reflect the target amounts multiplied by 1.50. See “Compensation Discussion and Analysis — Discussion — Annual Incentive Awards.”
- (2) All equity and equity-based awards were made under our Amended and Restated 1997 Long-Term Incentive Plan. The numbers shown under Estimated Future Payouts Under Equity Incentive Plan Awards represent the number of shares issuable under performance units, not including performance units resulting from the deemed investment of amounts equal to dividends paid on an equivalent number of common shares. The recipient is not entitled to any voting rights in connection with performance units. See “Compensation Discussion and Analysis — Equity-Based Long-Term Incentive Compensation — Performance Units” for a description of, and a discussion of the objectives of, the performance units. Whether the named executive officers will receive any shares in respect of performance units depends on whether we achieve total shareholder return hurdles. If the measurement period had ended on December 31, 2010, no shares would have been issued under the performance units awarded on March 4, 2010.

- (3) *Consists of restricted common shares (or share equivalents) that vest on April 1, 2013. Restricted common shares (or share equivalents) vest prior to April 1, 2013 upon a change of control, upon the death or disability of the holder of the shares or, in the case of each of Messrs. Sweeney and Sipzner, his termination without cause or resignation for good reason. The holder of restricted common shares is entitled to receive distributions on the shares from the date of the award. Vesting of the restricted common shares (or share equivalents) is not subject to performance-based conditions.*
- (4) *The amounts shown in this column represent the grant date fair value of awards on the date of grant, computed in accordance with FASB ASC Topic 718. Whether the named executive officers ultimately realize any of the value of the equity awards depends on, in the case of the performance units, our total return to shareholders during the three-year period beginning January 1, 2010 and ending December 31, 2012 relative to the Index REITs, and, in the case of restricted common shares, continued employment with us. Generally, the grant date fair value is the amount that we would expense in our financial statements over the vesting period of the applicable Share Award. For the March 4, 2010 option grants, the fair value was calculated using the Black-Scholes model with the following material assumptions: long-term average dividend yield of 6.53%, volatility rate of 46.89%, risk-free interest rate of 3.03%, and a weighted average option term of approximately seven years. For the March 4, 2010 grants of restricted common shares the value was calculated based on the closing price of the common shares on the date of grant (\$11.31).*

**Outstanding Equity Awards at Fiscal Year-End**

Name	Option Awards				Share Awards		
	Number of Securities Underlying Unexercised Options (#) Exercisable (1)	Number of Securities Underlying Unexercised Options (#) Unexercisable(1)	Option Exercise Price (\$)	Option Expiration Date	Number of Shares That Have Not Vested (#)(2)	Market Value of Shares That Have Not Vested (\$)	Equity Incentive Plan Awards: Market or Payout Value of Unearned Shares or Other Rights That Have Not Vested \$(3)
Gerard H. Sweeney	13,333		\$ 6.21	(4)	245,644	\$ 2,861,758	\$ 2,827,168
	33,334		\$ 14.31	(4)			
	673,266	336,734	\$ 20.61	April 8, 2018			
	103,102	206,235	\$ 2.91	April 1, 2019			
		239,726	\$ 11.31	March 4, 2020			
Howard M. Sipzner	66,660	33,340	\$ 20.61	April 8, 2018	71,763	\$ 836,039	\$ 779,726
	25,520	51,049	\$ 2.91	April 1, 2019			
		67,243	\$ 11.31	March 4, 2020			
Brad A. Molotsky	56,536	28,277	\$ 20.61	April 8, 2018	62,631	\$ 729,651	\$ 660,458
	21,644	43,295	\$ 2.91	April 1, 2019			
		58,219	\$ 11.31	March 4, 2020			
Robert K. Wiberg	13,557	0	\$ 24.04	February 3, 2015	43,462	\$ 506,332	\$ 455,016
	39,345	19,679	\$ 20.61	April 8, 2018			
	15,063	30,132	\$ 2.91	April 1, 2019			
		39,241	\$ 11.31	March 4, 2020			
H. Jeffrey DeVuono	35,980	17,995	\$ 20.61	April 8, 2018	41,050	\$ 478,233	\$ 455,016
	13,775	27,553	\$ 2.91	April 1, 2019			
		39,241	\$ 11.31	March 4, 2020			

(1) The options with a \$20.61 per share exercise price were awarded on April 8, 2008 and vested in equal installments on the first, second and third anniversaries of the award date. The options with a \$2.91 per share exercise price were awarded on April 1, 2009 and vest in equal installments on the first, second and third anniversaries of the award date. The options with an \$11.31 per share exercise price were awarded on March 4, 2010 and vest in equal installments on the first, second and third anniversaries of the award date.

[Table of Contents](#)

(2) The unvested shares shown in this column vest or vested in the following amounts and on the following dates:

<b>Name</b>	<b>Number of Unvested Shares</b>	<b>Vesting Date</b>	
Gerard H. Sweeney	10,932	January 1, 2011	
	9,337	January 15, 2011	
	35,560	April 8, 2011	
	9,337	January 15, 2012	
	113,089	April 1, 2012	
	9,337	January 15, 2013	
	48,716	March 4, 2013	
	9,336	January 15, 2014	
	Howard M. Sipzner	3,602	January 15, 2011
		15,446	April 8, 2011
3,602		January 15, 2012	
31,722		April 1, 2012	
17,391		March 4, 2013	
Brad A. Molotsky	1,929	January 1, 2011	
	1,421	January 15, 2011	
	13,100	April 8, 2011	
	1,421	January 15, 2012	
	26,860	April 1, 2012	
	1,421	January 15, 2013	
	15,058	March 4, 2013	
	1,421	January 15, 2014	
Robert K. Wiberg	1,421	January 15, 2011	
	9,117	April 8, 2011	
	1,421	January 15, 2012	
	18,512	April 1, 2012	
	1,421	January 15, 2013	
	10,149	March 4, 2013	
	1,421	January 15, 2014	
H. Jeffrey DeVuono	804	January 1, 2011	
	812	January 15, 2011	
	8,337	April 8, 2011	
	812	January 15, 2012	
	18,512	April 1, 2012	
	812	January 15, 2013	
	10,149	March 4, 2013	
	812	January 15, 2014	

(3) Represents hypothetical payments, if any, under performance units awarded on April 1, 2009 and March 4, 2010. For a discussion of the terms of performance units, see "Compensation Discussion and Analysis — Equity-Based Long-Term Incentive Compensation — Performance Units." The number of common shares, if any, that we will issue on account of performance units will depend on whether, and the extent to which, our total shareholder return exceeds the hurdles applicable to performance units. The dollar amounts shown above were computed on the basis of (i) the closing price of our common shares on December 31, 2010 (the last trading day of 2010) (\$11.65) and (ii) the assumed occurrence of a change of control on December 31, 2010 (resulting in an early termination of the three-year measurement period applicable to performance units). If the measurement period had ended on December 31, 2010, we would not have met the minimum hurdle for issuance of shares under the 2010 performance units (and as a result no shares would have been issued under such units), and we would have achieved a pay-out under the 2009 performance units such that 1.5 shares would have been issued under each such unit.

(4) These options have an expiration date tied to Mr. Sweeney's employment with us.

**Option Exercises and Shares Vested**

Name	Option Awards		Share Awards	
	Number of Shares	Value Realized	Number of Shares	Value Realized
	Acquired on Exercise (#)	on Exercise (\$)	Acquired on Vesting (#)	on Vesting \$(1)
Gerard H. Sweeney	0	\$ 0	27,253	\$ 311,058
Howard M. Sipzner	0	\$ 0	3,602	\$ 41,207
Brad A. Molotsky	0	\$ 0	5,096	\$ 58,151
Robert K. Wiberg	0	\$ 0	1,421	\$ 16,256
H. Jeffrey DeVuono	0	\$ 0	2,233	\$ 25,546

(1) Reflects the number of restricted common shares (or share equivalents) that vested in 2010 multiplied by the closing market price of the common shares on the applicable vesting date.

**Nonqualified Deferred Compensation**

Name	Executive Contributions in Last FY \$(1)	Registrant Contributions in Last FY (\$)	Aggregate Earnings in Last FY \$(2)	Aggregate Withdrawals/Distributions (\$)	Aggregate Balance at Last FYE (\$)
Gerard H. Sweeney	\$ 53,408.00	\$ 0	\$ 250,295.46	\$ 52,754	\$ 2,254,563
Howard M. Sipzner	\$ 770,518.14	\$ 0	\$ 349,707.82	\$ 0	\$ 2,785,068
Brad A. Molotsky	\$ 85,770.58	\$ 0	\$ 116,625.77	\$ 0	\$ 1,219,820
Robert K. Wiberg	\$ 0	\$ 0	\$ 7,132.00	\$ 0	\$ 329,166
H. Jeffrey DeVuono	\$ 0	\$ 0	\$ 10,676.11	\$ 0	\$ 239,788

(1) Amounts shown reflect the portion of the executive's 2010 salary, annual incentive award and vested performance shares deferred into our Nonqualified Deferred Compensation Plan. These amounts are also reported in the Summary Compensation Table. All amounts shown in the year-end balance column have been reported either as salary, bonus or non-equity incentive plan compensation in the Summary Compensation Table of our proxy statements for previous years for those of the named executive officers who were named executive officers in proxy statements for such previous years, other than the component of the year-end balances that represents earnings.

(2) Amounts that represent aggregate earnings and appreciation (loss) since inception in the Plan, measured at December 31, 2010, are: \$1,036,860 for Mr. Sweeney; \$793,503 for Mr. Sipzner; \$584,418 for Mr. Molotsky; \$151,998 for Mr. Wiberg; and \$92,732 for Mr. DeVuono.

Our Executive Deferred Compensation Plan (the "Deferred Compensation Plan") affords participating executives and Trustees the ability to defer a portion of their base salary, bonus and annual incentive award (or, in the case of our Trustees, annual retainer and Board fees) on a tax-deferred basis. In addition, participants may elect to defer the receipt of equity grants under our long-term incentive plans. If a participant's matching contributions under our 401(k) plan are limited due to participation in the Deferred Compensation Plan or due to limitations on matching contributions imposed by the Internal Revenue Code, we make a matching contribution for the participant under the deferred compensation plan to the extent the participant has deferred an amount under the Deferred Compensation Plan at least equal to the amount that would have been required if the matching contribution had been made under our 401(k) plan. We have the right, but not the obligation, to make matching contributions for executives on deferred amounts (and/or to make a discretionary profit sharing contribution for executives) covering compensation in excess of \$245,000 because the 401(k) plan rules will not permit such matching contributions due to the compensation limitations of \$245,000. Participants elect the timing and form of distribution. Distributions are payable in a lump sum or installments and may commence in-service, after a required minimum deferral period, or upon retirement. Participants elect the manner in which their accounts are deemed invested during the deferral period.

Because the Deferred Compensation Plan is a “nonqualified” deferred compensation plan, we are not obligated to invest deferred amounts in the selected manner or to set aside any deferred amounts in trust. One of the deemed investment options is a hypothetical investment fund (the “Common Share Fund”) consisting of our common shares. Effective for compensation deferred after 2006, all deferrals that are invested in the Company Share Fund will continue to be invested in the Company Share Fund until distribution and will not be eligible to be transferred into other investment funds. An executive who defers more than 25% of his or her annual bonus or annual incentive award into the Company Share Fund is entitled to a 15% discount on the share equivalents credited on account of the excess. All deferred equity grants will be invested in the Company Share Fund and all distributions of benefits attributable to Company Share Fund credits will be paid in common shares.

With respect to post-2004 deferred compensation deemed invested in the Company Share Fund, dividend equivalents are subject to participants’ elections to receive the dividend equivalents in cash or to continue to defer them under the Deferred Compensation Plan. Any dividend equivalents credited to participants’ accounts in the Deferred Compensation Plan will be invested in investment funds selected by the participants other than the Company Share Fund.

In general, compensation subject to a deferral election, matching contributions and profit sharing contributions are not includible in a participant’s taxable income for federal income tax purposes until the participant receives a distribution from the Deferred Compensation Plan. We are not entitled to a deduction until such amounts are distributed.

### **Employment and Other Agreements**

We have agreements with executives that provide for payments to the executives in connection with their termination of employment or upon a change of control of us. We summarize below, and in the table that follows, circumstances that would trigger payments by us, and the amounts of the payments. We discuss the rationale for these agreements above under “Compensation Discussion and Analysis — Post Termination Benefits; Qualifying Retirement,” including why we have entered into agreements with executive officers that provide for post-employment payments following a change-in-control.

**Agreement with our President and Chief Executive Officer.** We have entered into an employment agreement with Gerard H. Sweeney. Mr. Sweeney’s employment agreement, which was last amended on February 9, 2007, provides for an annual base salary of \$600,000. If Mr. Sweeney’s employment with us were not extended upon expiration of the term of his employment agreement, which currently renews annually for successive one-year periods absent advance notice of non-renewal, we would be obligated to provide him with a severance benefit during the one-year period following expiration of the term equal to the sum of his prior year salary and bonus as well as health care benefits. The employment agreement entitles Mr. Sweeney to a payment equal to 2.99 times the sum of his annual salary and annual and long-term bonus upon: (i) termination of his employment without cause, (ii) his resignation “for good reason” or (iii) his death. Resignation by Mr. Sweeney within six months following a reduction in his salary, an adverse change in his status or responsibilities, certain changes in the location of our headquarters or a change of control of us would each constitute a resignation “for good reason.” In addition, upon a change of control, Mr. Sweeney’s unvested restricted common shares and options would vest in full. Mr. Sweeney’s employment agreement also includes a tax gross-up for excise tax payments that would be payable upon a change of control and that would put him in the same financial position after-tax that he would have been in if the excise tax did not apply to him. Mr. Sweeney’s severance and change of control benefits were determined by our Compensation Committee and are not conditioned on any non-competition or other post-employment restrictive covenants.



**Agreement with our Executive Vice President and Chief Financial Officer.** We entered into an employment agreement with Howard Sipzner, our Executive Vice President and Chief Financial Officer, on February 3, 2010. This employment agreement replaced the employment agreement that we entered into with Mr. Sipzner upon commencement of his employment with us in January 2007. The 2010 agreement provides for (i) a \$440,000 annual salary; (ii) an opportunity to receive an annual bonus of 100% of his base salary and an opportunity to receive an annual equity-based long-term incentive award of 165% of his base salary; and (iii) a severance payment of 1.5 times salary and annual bonus upon Mr. Sipzner's termination without cause or resignation for good reason. The amount and form of annual bonus and incentive award are within the discretion of our Compensation Committee and actual bonus and incentive awards may be more or less than targeted amounts. The 2010 agreement does not have a stated term and may be terminated by either us or Mr. Sipzner at any time. We paid Mr. Sipzner a \$200,000 one-time signing bonus upon his entry into the 2010 agreement. Mr. Sipzner is also covered under a change of control agreement, as discussed in the following paragraph.

**Change of Control Agreements with Executive Officers.** In addition to our employment agreements with Messrs. Sweeney and Sipzner, we have entered into change of control agreements with our executive officers. These agreements, which we amended and restated in February 2010, provide that if both (i) a change of control (a "CIC") occurs at a time when an executive is an employee and (ii) the executive's employment is terminated other than for cause or the executive resigns for good reason, in either case within a specified number of days (as indicated in the table below under the caption "Coverage Period") following the CIC, then we (or our successor in the CIC transaction) will pay to the executive the product of: (x) the CIC Multiplier (as indicated in the table below under the caption "CIC Multiplier") times (y) the sum of (1) the executive's annual base salary in effect at the time of the CIC plus (2) the greater of (i) the annual bonus most recently paid to the executive prior to the CIC or (ii) the executive's target bonus for the year in which the CIC occurs. In addition, if the foregoing double trigger (i.e., a CIC and a qualifying employment termination) were to occur, we would provide the applicable executive with medical coverage and group term life insurance benefits on the terms specified in the revised agreement. Our Compensation Committee approved the revised agreement following review with its then compensation consultant (Towers Watson) of our executive change of control benefits and believes the revisions comport with prevailing market practices. The revised form of agreement modified our prior form of CIC agreement, primarily by (i) eliminating an entitlement of the executive (or the executive's estate) to receive a payment upon death or disability and (ii) excluding automatically from the CIC severance computation any long-term incentive award (rather than requiring the Committee affirmatively to exclude incentive awards from the computation).

The table below shows the Coverage Period and CIC Multiplier for the identified executive officers.

<b>Executive</b>	<b>Title</b>	<b>Coverage Period</b>	<b>CIC Multiplier</b>
H. Jeffrey DeVuono	Executive VP and Senior Managing Director	730 days	2.00
Brad A. Molotsky	Executive VP and General Counsel	730 days	2.50
Howard M. Sipzner	Executive VP and Chief Financial Officer	730 days	2.50
George D. Sowa	Executive VP and Senior Managing Director	730 days	2.00
Robert K. Wiberg	Executive VP and Senior Managing Director	730 days	2.00
Thomas E. Wirth	Executive VP and Portfolio Management	730 days	2.00
George D. Johnstone	Senior VP, Operations and Asset Management	730 days	1.75



**Potential Payments Upon Termination of Employment or Change-in-Control**

The table below was prepared as though the triggering event listed below the name of each named executive officer occurred on December 31, 2010. Assumptions are noted in the footnotes to the table.

Name	Severance Amount(1)	Value of Unvested Equity Awards(2)	Medical and Life Insurance	Tax Gross Up	Total
<b>Gerard H. Sweeney</b>					
• Voluntary resignation	\$ 0	\$ 0	\$ 0	\$ 0	\$ 0
• Involuntary termination (not in connection with change in control or for cause)	\$ 10,321,685	\$ 3,463,601	\$ 37,369	\$ 0	\$ 13,822,655
• Death	\$ 10,321,685	\$ 3,463,601	\$ 0	\$ 0	\$ 13,785,286
• Disability	\$ 3,452,069	\$ 3,463,601	\$ 12,498	\$ 0	\$ 6,928,168
• Involuntary or good reason termination after change of control	\$ 10,321,685	\$ 3,463,601	\$ 37,369	\$ 5,700,325	\$ 19,522,980
<b>Howard M. Sipzner</b>					
• Voluntary resignation	\$ 0	\$ 0	\$ 0	\$ 0	\$ 0
• Involuntary termination (not in connection with change in control)	\$ 2,133,714	\$ 948,760	\$ 12,498	\$ 0	\$ 3,094,972
• Death	\$ 0	\$ 948,760	\$ 0	\$ 0	\$ 948,760
• Disability	\$ 0	\$ 948,760	\$ 0	\$ 0	\$ 948,760
• Involuntary or good reason termination after change of control	\$ 3,556,190	\$ 948,760	\$ 20,830	\$ 0	\$ 4,525,780
<b>Brad A. Molotsky</b>					
• Voluntary resignation	\$ 0	\$ 0	\$ 0	\$ 0	\$ 0
• Involuntary termination (not in connection with change in control)	\$ 0	\$ 0	\$ 0	\$ 0	\$ 0
• Death	\$ 0	\$ 812,229	\$ 0	\$ 0	\$ 812,229
• Disability	\$ 0	\$ 812,229	\$ 0	\$ 0	\$ 812,229
• Involuntary or good reason termination after change of control	\$ 2,831,625	\$ 812,229	\$ 20,830	\$ 0	\$ 3,664,684
<b>Robert K. Wiberg</b>					
• Voluntary resignation	\$ 0	\$ 0	\$ 0	\$ 0	\$ 0
• Involuntary termination (not in connection with change in control)	\$ 0	\$ 0	\$ 0	\$ 0	\$ 0
• Death	\$ 0	\$ 562,895	\$ 0	\$ 0	\$ 562,895
• Disability	\$ 0	\$ 562,895	\$ 0	\$ 0	\$ 562,895
• Involuntary or good reason termination after change in control	\$ 1,670,861	\$ 562,895	\$ 16,664	\$ 0	\$ 2,250,420
<b>H. Jeffrey DeVuono</b>					
• Voluntary resignation	\$ 0	\$ 0	\$ 0	\$ 0	\$ 0
• Involuntary termination (not in connection with change in control)	\$ 0	\$ 0	\$ 0	\$ 0	\$ 0
• Death	\$ 0	\$ 555,283	\$ 0	\$ 0	\$ 555,283
• Disability	\$ 0	\$ 555,283	\$ 0	\$ 0	\$ 555,283
• Involuntary or good reason termination after change in control	\$ 1,670,861	\$ 555,283	\$ 16,664	\$ 0	\$ 2,242,808

- (1) Computed as a multiple of the sum salary and annual bonus other than for Mr. Sweeney, for whom the computation is a multiple of the sum of salary, long-term incentive and annual bonus awards.
- (2) Represents the aggregate value of unvested equity awards as of December 31, 2010 that would vest upon a change of control, death, disability or qualifying retirement or, in the case of each of Messrs. Sweeney and Sipzner, his termination without cause or resignation for good reason. Unvested equity awards are comprised of restricted common shares, performance units and options. We computed the value of the accelerated equity awards using the closing price of our common shares on December 31, 2010 (the last trading day of 2010) (\$11.65).

**Equity Compensation Plan Information as of December 31, 2010**

Plan category	(a) Number of securities to be issued upon exercise of outstanding options, warrants and rights	(b) Weighted-average exercise price of outstanding options, warrants and rights	(c) Number of securities remaining available for future issuance under equity compensation plans (excluding securities reflected in column (a))
Equity compensation plans approved by security holders <sup>(1)</sup>	3,116,611 <sup>(2)</sup>	\$ 14.56 <sup>(3)</sup>	6,742,239
Equity compensation plans not approved by security holders	—	—	—
<b>Total</b>	<b>3,166,611<sup>(2)</sup></b>	<b>\$ 14.56<sup>(3)</sup></b>	<b>6,742,239</b>

- (1) *Relates to our Amended and Restated 1997 Long-Term Incentive Plan (most recently approved by shareholders in June 2010) and 46,667 options awarded prior to adoption of the Amended and Restated 1997 Long-Term Incentive Plan.*
- (2) *Does not include 851,280 unvested restricted common shares awarded under our Amended and Restated 1997 Long-Term Incentive Plan that were outstanding as of December 31, 2010.*
- (3) *The weighted average remaining term of the options as of December 31, 2010 was approximately 7.14 years (assuming a 15 year term from the grant date for 46,667 options that do not have a stated expiration date).*

**401(k) Plan**

We maintain a Section 401(k) and Profit Sharing Plan (the “401(k) Plan”) covering eligible employees. The 401(k) Plan permits eligible employees to defer up to a designated percentage of their annual compensation, subject to certain limitations imposed by the Internal Revenue Code. The employees’ elective deferrals are immediately vested and non-forfeitable upon contribution to the 401(k) Plan. We reserve the right to make matching contributions or discretionary profit sharing contributions. The 401(k) Plan is designed to qualify under Section 401 of the Code so that contributions by employees or us to the 401(k) Plan and income earned on plan contributions are not taxable to employees until such amounts are withdrawn from the 401(k) Plan, and so that contributions by us, if any, will be deductible by us when made.

## **Employee Share Purchase Plan**

Our shareholders approved the 2007 Non-Qualified Employee Share Purchase Plan (the “ESPP”) in May 2007. The number of common shares reserved and initially available for issuance under the ESPP is 1,250,000.

The ESPP is intended to provide eligible employees with a convenient means to purchase common shares through payroll deductions and voluntary cash investments. All of our full-time and qualified part-time employees are eligible to participate in the ESPP beginning on the first day of the quarterly purchase period that begins on, or next following, their date of hire. Approximately 450 persons are eligible to participate in the ESPP, including 25 officers and all of our other full-time and qualified part-time employees. Part-time employees must be scheduled to work at least 20 hours per week to qualify for participation under the ESPP.

Prior to each purchase period, a participant may specify the contributions the participant proposes to make for the purchase period. Such contributions will be expressed as a stated whole percentage (ranging from 1% to 20%) of the participant’s compensation payable during the purchase period (including base salary, bonus, commissions and other compensation processed through our regular payroll system) that we are authorized to deduct during the purchase period to purchase common shares for the participant’s account under the ESPP. A participant may withdraw (without interest) at any time on or before the last day of a purchase period all or any of the contributions credited to his or her account. In addition, a participant may amend or revoke his or her election at any time prior to a purchase period, and a participant may amend or revoke his or her election during a purchase period to reduce or stop his or her contributions. The account balance of any participant who terminates employment during a purchase period before the last day of the purchase period will be automatically returned without interest to the participant. At the end of each purchase period, the amounts accumulated for each participant will be used to purchase common shares at a price equal to 85% (or such higher percentage set by the Compensation Committee) of the average closing price of the common shares as reported on the New York Stock Exchange during the purchase period. The ESPP Plan Year begins June 1 and extends to the next following May 31. Purchase periods have a duration of three months, ending on each of February 28, May 31, August 31 and November 30. Our Compensation Committee, in its discretion, may change the duration of purchase periods and also may change the beginning and ending dates of purchase periods from those described above, provided, however, that a purchase period may not extend for more than a 12-consecutive-month period. Under the plan document the maximum contribution by each participant for any Plan Year may not exceed \$50,000. The ESPP does not qualify as an “employee stock purchase plan” within the meaning of section 423 of the Internal Revenue Code.

## Securities Ownership

**Security Ownership of Certain Beneficial Owners and Management**

The following table shows the number of common shares (and common shares for which Class A Units of Brandywine Operating Partnership, L.P. may be exchanged) beneficially owned as of April 4, 2011 by each Trustee, by each named executive officer, by all Trustees and executive officers as a group, and by each person known to us to be the beneficial owner of more than 5% of the outstanding common shares. Except as indicated below, to our knowledge, all of such common shares are owned directly, and the indicated person has sole voting and investment power.

<b>Name and Business Address of Beneficial Owner (1)</b>	<b>Number of Common Shares</b>	<b>Percentage of Common Shares</b>
The Vanguard Group, Inc. (2)	13,592,355	10.09%
Deutsche Bank AG (3)	13,509,619	10.03%
FMR LLC (4)	13,006,778	9.65%
Vanguard Specialized Funds-Vanguard REIT Index Fund (5)	6,979,645	5.18%
BlackRock, Inc. (6)	6,826,458	5.07%
Gerard H. Sweeney (7)	2,028,091	1.49%
Howard M. Sipzner (8)	302,523	*
Robert K. Wiberg (9)	181,564	*
Brad A. Molotsky (10)	194,034	*
Henry J. DeVuono (11)	126,211	*
Walter D'Alessio (12)	25,463	*
D. Pike Aloian (13)	23,454	*
James C. Diggs (14)	0	*
Wyche Fowler (15)	15,469	*
Michael J. Joyce (16)	15,629	*
Anthony A. Nichols, Sr. (17)	139,253	*
Charles P. Pizzi (18)	11,605	*
All Trustees and Executive Officers as a Group (16 persons)	3,290,856	2.41%

\* Less than one percent.

(1) Unless indicated otherwise, the business address of each person listed is 555 East Lancaster Avenue, Radnor, Pennsylvania 19087.

(2) Information regarding beneficial ownership of our common shares by The Vanguard Group, Inc. is included herein based on an Amendment No. 5 to Schedule 13G filed with the SEC on February 10, 2011, relating to such shares beneficially owned as of December 31, 2010. Vanguard has an address of 100 Vanguard Blvd., Malvern, Pennsylvania 19355. Such report provides that Vanguard Group, Inc. is the beneficial owner of 13,592,355 common shares, with sole dispositive power over 13,503,360 of such shares and shares dispositive power over 88,995 of such shares and has sole power to vote 88,995 of such shares.

- (3) *Information regarding beneficial ownership of our common shares by Deutsche Bank AG and certain related entities is included herein based on an Amendment No. 1 to Schedule 13G filed with the SEC on February 11, 2011, relating to such shares beneficially owned as of December 31, 2010. Deutsche Bank AG has an address of Theodor-Heuss-Allee 70, 60468 Frankfurt am Main, Federal Republic of Germany. Such report indicates that it reflects the shares beneficially owned by the Private Clients and Asset Management business group of Deutsche Bank AG and its subsidiaries and affiliates, consisting of Deutsche Investment Management Americas, Deutsche Bank Trust Company America, Oppenheim Asset Management Services S.a.r.l and RREEF America, L.L.C. Such report provides that Deutsche Bank AG has sole dispositive power over 13,509,619 of such shares and sole power to vote 8,750,111 of such shares.*
- (4) *Information regarding beneficial ownership of our common shares by FMR LLC and certain related entities is included herein based on an Amendment No. 1 to Schedule 13G filed with the SEC on February 14, 2011, relating to such shares beneficially owned as of December 31, 2010. FMR LLC has an address of 82 Devonshire Street, Boston, Massachusetts 02109. Such report provides that: (i) FMR LLC, an investment advisor, is beneficial owner of 5,705,671 of such common shares and with Edward C. Johnson III each has sole dispositive power with respect to the common shares beneficially owned by FMR LLC; neither FMR LLC nor Mr. Johnson has sole power to vote or direct the voting of these shares; (ii) Pyramis Global Advisors Trust Company (PGATC) is the beneficial owner of 1,072,629 of such common shares and FMR LLC and Mr. Johnson, through their control of PGATC, each has sole power to vote or to direct the voting and sole dispositive power with respect to the common shares beneficially owned by PGATC; and (iii) FIL Limited is the beneficial owner of 6,228,113 of such common shares. Such report states that FMR LLC and FIL Limited are of the view that they are not acting as a group and that they are not required to attribute to each other beneficial ownership of shares owned by the other.*
- (5) *Information regarding beneficial ownership of our common shares by Vanguard Specialized Funds-Vanguard REIT Index Fund is included herein based on a Schedule 13G filed with the SEC on February 10, 2011, relating to such shares beneficially owned as of December 31, 2010. Vanguard has an address of 100 Vanguard Blvd., Malvern, Pennsylvania 19355. Such report provides that Vanguard Specialized Funds-Vanguard REIT Index Fund is the beneficial owner of 6,979,645 common shares and has sole power to vote all of such shares.*
- (6) *Information regarding beneficial ownership of our common shares by BlackRock, Inc. is included herein based on an Amendment No. 1 to Schedule 13G filed with the SEC on February 3, 2011, relating to such shares beneficially owned as of December 31, 2010. BlackRock, Inc. has an address of 40 East 52nd Street, New York, New York 10022. Such report provides that BlackRock, Inc is the beneficial owner of 6,826,458 common shares and has sole dispositive power with respect to, and sole power to vote, all of such shares.*
- (7) *Includes (a) 685,292 common shares (including 190,759 common shares held by a family limited partnership) and (b) 1,342,799 common shares issuable upon the exercise of options. Does not include 70,559 common share equivalents credited to Mr. Sweeney's account in the deferred compensation plan as of April 4, 2011, does not include 233,907 unvested restricted shares, and does not include 452,631 common shares issuable upon the exercise of options that remained unvested as of April 4, 2011.*
- (8) *Includes (a) 129,063 common shares and (b) 173,460 common shares issuable upon the exercise of options. Does not include 28,865 common share equivalents credited to Mr. Sipzner's account in the deferred compensation plan as of April 4, 2011, does not include 71,155 unvested restricted shares, and does not include 129,973 common shares issuable upon the exercise of options that remained unvested as of April 4, 2011.*
- (9) *Includes (a) 65,773 common shares and (b) 115,791 common shares issuable upon the exercise of options. Does not include 4,126 common share equivalents credited to Mr. Wiberg's account in the deferred compensation plan as of April 4, 2011, does not include 40,290 unvested restricted common shares, and does not include 73,408 common shares issuable upon the exercise of options that remained unvested as of April 4, 2011.*

## Table of Contents

- (10) Includes (a) 46,522 common shares and (b) 147,512 common shares issuable upon the exercise of options. Does not include 64,617 share equivalents credited to Mr. Molotsky's account in the deferred compensation plan as of April 4, 2011, does not include 60,850 unvested restricted common shares, and does not include 107,884 common shares issuable upon the exercise of options that remained unvested as of April 4, 2011.*
- (11) Includes (a) 31,604 common shares and (b) 94,607 common shares issuable upon the exercise of options. Does not include 11,157 common share equivalents credited to Mr. DeVuono's account in the deferred compensation plan as of April 4, 2011, does not include 41,051 unvested restricted common shares, and does not include 72,119 common shares issuable upon the exercise of options that remained unvested as of April 4, 2011.*
- (12) Mr. D'Alessio has a business address at 1600 Market Street, Philadelphia, Pennsylvania 19103.*
- (13) Mr. Aloian has a business address at 1251 Avenue of the Americas, New York, New York 10020.*
- (14) Mr. Diggs has a residence at 100 Central Avenue, Sarasota, Florida 34236.*
- (15) Does not include 9,973 common share equivalents credited to Mr. Fowler's account in the deferred compensation plan as of April 4, 2011. Mr. Fowler has a business address at 199 Fourteenth Street, Atlanta, Georgia 30309.*
- (16) Mr. Joyce has a residence at 19 Wood Ibis, Hilton Head Island, South Carolina 29928.*
- (17) Includes 31,992 common shares held by a family limited partnership. Mr. Nichols has an address at 1125 Cymry Drive, Berwyn, Pennsylvania 19132.*
- (18) Mr. Pizzi has a business address at Navy Yard Corporate Center, Three Crescent Drive, Philadelphia, Pennsylvania 19112.*

Proposal 2: Ratification of the Appointment of Independent Registered Public Accounting Firm

The Audit Committee has appointed PricewaterhouseCoopers LLP as our independent registered public accounting firm for the fiscal year ending December 31, 2011. PricewaterhouseCoopers LLP was first engaged as our independent registered public accounting firm in June 2003 and has audited our financial statements for fiscal 2002, through and including 2010. Ratification of the appointment of PricewaterhouseCoopers LLP requires the affirmative vote of a majority of all votes cast on the matter.

Although shareholder ratification of the appointment of PricewaterhouseCoopers LLP as our independent registered public accounting firm is not required by our bylaws or otherwise, our Board has decided to afford our shareholders the opportunity to express their opinions on the matter of our independent registered public accounting firm. Even if the selection is ratified, the Audit Committee in its discretion may select a different independent registered public accounting firm at any time if it determines that such a change would be in our best interests and those of our shareholders. If our shareholders do not ratify the appointment, the Audit Committee will take that fact into consideration, together with such other information as it deems relevant, in determining its next selection of an independent registered public accounting firm.

Representatives of PricewaterhouseCoopers LLP will be present at the Meeting to make any statement they may desire and to respond to questions from shareholders.

**The Board of Trustees unanimously recommends a vote FOR Proposal 2 to ratify the appointment of PricewaterhouseCoopers LLP as our independent registered public accounting firm for calendar year 2011.**

**Fees to Independent Registered Public Accounting Firm**

**Audit Fees.** For 2010, we incurred audit fees of \$887,540 in aggregate payable to our independent registered public accounting firm, PricewaterhouseCoopers LLP. These fees include: (i) recurring audit and quarterly review fees of \$660,350 for both us, our operating partnership and our affiliates, (ii) fees of \$177,190 for comfort letters, consents and assistance with documents filed with the SEC in connection with registration statements, and securities offerings by us and our operating partnership and (iii) fees of \$50,000 related to the adoption and auditing of new accounting pronouncements. For 2009, we incurred audit fees of \$849,110 in aggregate payable to our independent registered public accounting firm, PricewaterhouseCoopers LLP. These fees include: (i) recurring audit and quarterly review fees of \$658,135 for both us, our operating partnership and our affiliates and (ii) fees of \$190,975 for comfort letters, consents and assistance with documents filed with the SEC in connection with registration statements, and securities offerings by us and our operating partnership.

**Audit-Related Fees.** For 2010 and 2009, we did not incur audit-related fees.

**Tax Fees.** We did not pay PricewaterhouseCoopers LLP fees for tax services in 2010 or 2009 or engage PricewaterhouseCoopers LLP for tax services in 2010 or 2009.

**All Other Fees.** For 2010 and 2009 we paid \$2,750 and \$2,450, respectively, to PricewaterhouseCoopers LLP for the use of technical accounting research tools. We did not engage PricewaterhouseCoopers LLP for other services in 2010 or 2009.

**Pre-Approval Policy.** All services provided by PricewaterhouseCoopers LLP in 2010 and 2009 were pre-approved by our Audit Committee, which concluded that the provision of such services by PricewaterhouseCoopers LLP was compatible with the maintenance of that firm's independence in the conduct of its auditing functions. The Audit Committee has adopted a pre-approval policy for services provided by the independent registered public accounting firm. Under the policy, the Audit Committee has pre-approved the provision by the independent registered public accounting firm of services that fall within specified categories (such as statutory audits or financial audit work for subsidiaries, services associated with SEC registration statements and consultations by management as to accounting interpretations) but only up to specified dollar amounts. Any services that exceed the pre-approved dollar limits, or any services that fall outside of the general pre-approved categories, require specific pre-approval by the Audit Committee. If the Audit Committee delegates pre-approval authority to one or more of its members, the member would be required to report any pre-approval decisions to the Audit Committee at its next meeting.

**We have been advised by PricewaterhouseCoopers LLP that neither the firm, nor any member of the firm, has any financial interest, direct or indirect, in any capacity in us or any of our subsidiaries.**

#### **Report of the Audit Committee**

Our Audit Committee has reviewed and discussed our 2010 audited financial statements with our management; has discussed with PricewaterhouseCoopers LLP, our independent registered public accounting firm, the matters required to be discussed by the statement on Auditing Standards No. 61, as amended, as adopted by the Public Company Accounting Oversight Board; and has received the written disclosures and the letter from PricewaterhouseCoopers LLP required by applicable requirements of the Public Company Accounting Oversight Board and has discussed with PricewaterhouseCoopers LLP their independence. Based on the review and discussions, our Audit Committee recommended to our full Board that the 2010 audited financial statements be included in our Annual Report on Form 10-K for the year ended December 31, 2010. The Board accepted the Audit Committee's recommendation. This report is made by the undersigned members of the Audit Committee.

- Michael J. Joyce (Chair)
- D. Pike Aloian
- Charles P. Pizzi



### Proposal 3: Advisory Vote on Executive Compensation

The recently enacted Dodd-Frank Wall Street Reform and Consumer Protection Act of 2010, or the Dodd-Frank Act, enables our shareholders to vote to approve, on an advisory (nonbinding) basis, the compensation of our named executive officers as disclosed in this proxy statement in accordance with the SEC's rules.

As described in detail above under the heading "Executives and Executive Compensation — Compensation Discussion and Analysis," our executive compensation programs are designed to attract, retain and motivate our named executive officers, who are critical to our success. Under these programs, our named executive officers are rewarded for the achievement of annual and long-term strategic and corporate goals, and the realization of increased shareholder value. Please read the "Compensation Discussion and Analysis" and "Compensation Tables and Related Information" for additional details about our executive compensation programs, including information about the fiscal year 2010 compensation of our named executive officers.

We are asking our shareholders to indicate their support for our named executive officer compensation as described in this proxy statement. This proposal, commonly known as a "say-on-pay" proposal, gives our shareholders the opportunity to express their views on our named executive officers' compensation. This vote is not intended to address any specific item of compensation, but rather the overall compensation of our named executive officers and the philosophy, policies and practices described in this proxy statement. Accordingly, we will ask our shareholders to vote "FOR" the following resolution at the Annual Meeting:

"RESOLVED, that the Company's shareholders approve, on an advisory and non-binding basis, the compensation of the named executive officers, as disclosed in the Company's Proxy Statement for the 2011 Annual Meeting of Shareholders pursuant to the compensation disclosure rules of the Securities and Exchange Commission, including the Compensation Discussion and Analysis, the 2010 Summary Compensation Table and the other related tables and disclosure."

The say-on-pay vote is advisory, and therefore not binding on us, our Compensation Committee or our Board of Trustees. Our Board of Trustees and our Compensation Committee value the opinions of our shareholders and to the extent there is any significant vote against the named executive officer compensation as disclosed in this proxy statement, we will consider our shareholders' concerns and the Compensation Committee will evaluate whether any actions are necessary to address those concerns.

**The Board of Trustees unanimously recommends a vote "FOR" the approval of the compensation of our named executive officers, as disclosed in this proxy statement pursuant to the compensation disclosure rules of the Securities and Exchange Commission.**

Proposal 4: Advisory Vote on the Frequency of an Advisory Vote on Executive Compensation

The Dodd-Frank Act also enables our shareholders to indicate how frequently we should seek an advisory vote on the compensation of our named executive officers, as disclosed pursuant to the SEC's compensation disclosure rules, such as Proposal 3 included in this proxy statement. By voting on this Proposal 4, shareholders may indicate whether they would prefer an advisory vote on named executive officer compensation once every one, two or three years.

After careful consideration of this Proposal, our Board of Trustees has determined that an advisory vote on executive compensation that occurs every year is the most appropriate alternative for us, and therefore our Board recommends that you vote for a one-year interval for the advisory vote on executive compensation.

In formulating its recommendation, our Board of Trustees considered that an annual advisory vote on executive compensation will allow our shareholders to provide us with their direct input on our compensation philosophy, policies and practices as disclosed in the proxy statement every year. Additionally, an annual advisory vote on executive compensation is consistent with our policy of seeking input from, and engaging in discussions with, our shareholders on corporate governance matters and our executive compensation philosophy, policies and practices. We understand that our shareholders may have different views as to what is the best approach for Brandywine, and we look forward to hearing from our shareholders on this Proposal.

You may cast your vote on your preferred voting frequency by choosing the option of one year, two years, three years or abstain from voting when you vote in response to the resolution set forth below.

"RESOLVED, that the option of once every one year, two years, or three years that receives the highest number of votes cast for this resolution will be determined to be the preferred frequency for the holding of a shareholder vote to approve the compensation of the named executive officers, as disclosed pursuant to the Securities and Exchange Commission's compensation disclosure rules (which disclosure shall include the Compensation Discussion and Analysis, the Summary Compensation Table, and the other related tables and disclosure)."

The option of one year, two years or three years that receives the highest number of votes cast by shareholders will be the frequency for the advisory vote on executive compensation that has been selected by shareholders. However, because this vote is advisory and not binding on the Board of Trustees or us in any way, the Board may decide that it is in the best interests of our shareholders and us to hold an advisory vote on executive compensation more or less frequently than the option approved by our shareholders.

**The Board of Trustees unanimously recommends a vote FOR the option of once every year as the frequency with which shareholders are provided an advisory vote on executive compensation, as disclosed pursuant to the compensation disclosure rules of the Securities and Exchange Commission.**

Other Information

**Section 16(a) Beneficial Ownership Reporting Compliance**

Section 16(a) of the Securities Exchange Act of 1934 requires our officers, Trustees and persons who own more than 10% of our common shares to file reports of ownership and changes in ownership with the SEC. Officers, Trustees and greater than 10% shareholders are required by regulation to furnish us with copies of all Section 16(a) forms they file. Based solely on a review of the copies of such forms furnished to us, or written representations that no Annual Statements of Beneficial Ownership of Securities on Form 5 were required to be filed, we believe that during the year ended December 31, 2010, our officers, Trustees and greater than 10% shareholders complied with all applicable Section 16(a) filing requirements.

**Other Business**

We know of no business that will be presented at the Meeting other than as set forth in this Proxy Statement and our Bylaws do not allow proposals to be presented at the Meeting unless they were properly presented to us prior to December 17, 2010. However, if other matters should properly be presented at the Meeting, it is the intention of the persons named in the proxy card to vote in accordance with their best judgment on such matters.

**Expenses of Solicitation**

The expense of solicitation of proxies on behalf of the Trustees, including printing and postage, will be paid by us. Request will be made of brokerage houses and other custodians, nominees and fiduciaries to forward the solicitation material, at our expense, to the beneficial owners of common shares held of record by such persons. In addition to being solicited through the mails, proxies may also be solicited personally or by telephone by our Trustees and officers. In addition, we have engaged Georgeson Inc. to solicit proxies for the Meeting. We have agreed to pay \$7,500 plus out-of-pocket expenses of Georgeson Inc. for these services.

**Shareholder Proposals for the 2012 Annual Meeting of Shareholders**

We must receive shareholder proposals submitted to us for inclusion in our proxy statement for our 2012 annual meeting of shareholders no later than December 17, 2011. Proposals must comply with rules of the SEC.

For a shareholder nomination or proposal that is not submitted for inclusion in next year's proxy statement but is instead sought to be presented directly at the 2012 annual meeting, our bylaws generally permit such a presentation if a shareholder's written notice of the nominee or proposal and any required supporting information (i) are received by our secretary not earlier than the 150th day nor later than the 120th day prior to the first anniversary of the date of the notice and proxy statement for preceding year's annual meeting and (ii) meet the requirements of our bylaws and SEC rules. For consideration at the 2012 annual meeting, a shareholder nominee or proposal not submitted to us for inclusion in the 2012 proxy statement must be received by us between November 17, 2011 and December 17, 2011. Notices of intention to present proposals at the 2012 annual meeting should be addressed to Brad A. Molotsky, Executive Vice President, General Counsel and Secretary, 555 East Lancaster Avenue, Radnor, Pennsylvania 19087. If we were to advance or delay the date of our 2012 annual meeting by more than 30 days from the first anniversary of the date of our 2011 annual meeting then, under our bylaws, the notice of nominee or proposal and required supporting information must be delivered to us not earlier than 150th day prior to the date of such annual meeting and not after the later of (x) the 120th day prior to the date of such annual meeting, as originally convened, or (y) the 10th day following the day on which we first publicly announce the date of such annual meeting. You may contact our Secretary at the address mentioned above for a copy of our bylaws.



**BRANDYWINE REALTY TRUST**  
**555 LANCASTER AVENUE**  
**SUITE 100**  
**RADNOR, PA 19087**

**VOTE BY INTERNET - [www.proxyvote.com](http://www.proxyvote.com)**

Use the Internet to transmit your voting instructions and for electronic delivery of information up until 11:59 P.M. Eastern Time the day before the cut-off date or meeting date. Have your proxy card in hand when you access the web site and follow the instructions to obtain your records and to create an electronic voting instruction form.

**Electronic Delivery of Future PROXY MATERIALS**

If you would like to reduce the costs incurred by our company in mailing proxy materials, you can consent to receiving all future proxy statements, proxy cards and annual reports electronically via e-mail or the Internet. To sign up for electronic delivery, please follow the instructions above to vote using the Internet and, when prompted, indicate that you agree to receive or access proxy materials electronically in future years.

**VOTE BY PHONE - 1-800-690-6903**

Use any touch-tone telephone to transmit your voting instructions up until 11:59 P.M. Eastern Time the day before the cut-off date or meeting date. Have your proxy card in hand when you call and then follow the instructions.

**VOTE BY MAIL**

Mark, sign and date your proxy card and return it in the postage-paid envelope we have provided or return it to Vote Processing, c/o Broadridge, 51 Mercedes Way, Edgewood, NY 11717.

TO VOTE, MARK BLOCKS BELOW IN BLUE OR BLACK INK AS FOLLOWS:

KEEP THIS PORTION FOR YOUR RECORDS  
 DETACH AND RETURN THIS PORTION ONLY

**THIS PROXY CARD IS VALID ONLY WHEN SIGNED AND DATED.**

	For All	Withhold All	For all Except	To withhold authority to vote for any individual nominee(s), mark "For All Except" and write the number(s) of the nominee(s) on the line below.
<b>The Board of Trustees recommends you vote FOR the following:</b>				
1. Election of Trustees Nominees	0	0	0	_____
01 Walter D'Alessio 06 Michael J. Joyce		02 Anthony A. Nichols, Sr. 07 Charles P. Pizzi	03 Gerard H. Sweeney 08 James C. Diggs	04 D. Pike Aloian 05 Wyche Fowler
<b>The Board of Trustees recommends you vote FOR proposals 2 and 3.</b>				
2. Ratification of the Audit Committee's appointment of PricewaterhouseCoopers LLP as our independent registered public accounting firm for calendar year 2011.	0			<b>For Against Abstain</b>
3. To hold an advisory, non-binding vote on our executive compensation.	0			<b>For Against Abstain</b>
<b>The Board of Trustees recommends you vote 1 YEAR on the following proposal:</b>				
4. To hold an advisory, non-binding vote on the frequency of advisory votes on our executive compensation.	0	0	0	<b>1 year 2 years 3 years Abstain</b>
<b>NOTE:</b> In their discretion, the Proxy Holders are authorized to vote upon such other matters as may properly come before the meeting or any adjournment or postponement thereof.				
Please sign exactly as your name(s) appear(s) hereon. When signing as attorney, executor, administrator, or other fiduciary, please give full title as such. Joint owners should each sign personally. All holders must sign. If a corporation or partnership, please sign in full corporate or partnership name, by authorized officer.				
<input type="text"/> Signature [PLEASE SIGN WITHIN BOX]		<input type="text"/> Date		
<input type="text"/> Signature (Joint Owners)		<input type="text"/> Date		

**Important Notice Regarding the Availability of Proxy Materials for the Annual Meeting:** The Notice & Proxy Statement, Annual Report is/ are available at [www.proxyvote.com](http://www.proxyvote.com).

---

**If you have not voted via the Internet OR the telephone, then complete the reverse side of this card and return it in the enclosed envelope.**

**Proxy — Brandywine Realty Trust**

**Annual Meeting of Shareholders  
June 1, 2011 at 10:00 a.m. EDT  
The Four Seasons Hotel  
One Logan Square, Philadelphia, Pennsylvania**

**Proxy Solicited on Behalf of the Board of Trustees**

The undersigned shareholder of Brandywine Realty Trust, a Maryland real estate investment trust (the "Company"), hereby appoints Walter D'Alessio and Gerard H. Sweeney, and each of them, acting individually, as proxies for the undersigned, with full power of substitution in each of them, to attend the Annual Meeting of the Shareholders of Brandywine Realty Trust to be held at 10:00 a.m. EDT on June 1, 2011, and at any postponement or adjournment thereof, to cast, on behalf of the undersigned, all votes that the undersigned is entitled to vote at such meeting and otherwise to represent the undersigned, at the meeting with all powers possessed by the undersigned if personally present at the meeting.

This Proxy is solicited on behalf of the Board of Trustees. When properly executed, this Proxy will be voted in the manner directed by the undersigned shareholder. If this Proxy is executed but no direction is made, this Proxy will be voted "FOR" the election of all trustees and proposals 2 and 3 and for "one year" for proposal 4. This Proxy also delegates discretionary authority with respect to any other business which may properly come before the meeting or any postponement or adjournment thereof.

The undersigned hereby acknowledges receipt of the Notice of Annual Meeting of Shareholders and of the accompanying Proxy Statement and revokes any Proxy previously submitted with respect to the meeting.

**PLEASE REFER TO THE REVERSE SIDE FOR INTERNET AND TELEPHONE VOTING INSTRUCTIONS.**

**Continued and to be signed on reverse side**